

# Fluorous Synthesis of Heterocyclic Systems

Wei Zhang\*

Fluorous Technologies, Inc., University of Pittsburgh Applied Research Center, 970 William Pitt Way, Pittsburgh, Pennsylvania 15238

Received September 24, 2003

## Contents

1. Introduction	2531	2.5.4. Fluorous Diols	2547
1.1. Background	2531	2.5.5. Fluorous Benzyl	2547
1.2. Fluorous Molecules	2532	2.5.6. Fluorous Bfp	2547
1.3. Fluorous Separations	2532	2.6. Fluorous Multicomponent Reactions	2548
1.3.1. Fluorous Liquid–Liquid Extractions (F-LLE)	2533	2.6.1. Biginelli Reactions	2548
1.3.2. Fluorous Solid-Phase Extractions (F-SPE)	2533	2.6.2. 1,3-Dipolar Cycloadditions	2548
1.3.3. Fluorous HPLC (F-HPLC)	2533	2.6.3. Ugi Reactions	2549
1.3.4. Fluorous Flash Chromatography (F-FC)	2534	2.7. Microwave-Assisted Fluorous Reactions	2549
1.4. Fluorous Reaction Systems	2534	2.7.1. Stille Couplings	2549
1.4.1. Biphasic Systems	2535	2.7.2. Ugi Reactions	2549
1.4.2. Monophasic (Fluorous Solvent-Free) Systems	2535	2.7.3. Perfluorosulfonate-Based Cross Couplings	2549
1.4.3. Triphasic Systems	2535	2.8. Fluorous Solid-Phase Synthesis (F-SPS)	2550
1.5. Comparison with Other Methods	2536	2.8.1. Oligomer Synthesis	2550
1.5.1. Mitsunobu Reactions	2536	2.8.2. Small Molecule Synthesis	2551
1.5.2. Scavenging Reactions	2536	2.9. Triphasic Reactions	2552
1.5.3. Staudinger Reaction	2537	2.10. Fluorous Mixture Synthesis (FMS)	2552
2. Synthesis of Heterocycles	2537	2.10.1. Library Synthesis	2552
2.1. Fluorous Ligands and Catalysts	2537	2.10.2. Enantiomer Synthesis	2553
2.1.1. Triphenylphosphine Ligands	2537	2.10.3. Diastereomer Synthesis	2554
2.1.2. Amine Ligands	2538	3. Conclusions	2555
2.1.3. Fluorous Ruthenium Catalyst	2538	4. Acknowledgment	2555
2.2. Fluorous Reagents	2538	5. References	2555
2.2.1. Tin Reagents and Catalysts	2538		
2.2.2. Selenium Reagents	2541		
2.2.3. Triphenylphosphine Reagents	2541		
2.2.4. DEAD Reagent	2542		
2.2.5. DAIB Reagent	2542		
2.3. Fluorous Scavenging	2542		
2.3.1. Alkene/Alkyne Scavengers	2543		
2.3.2. Electrophile Scavengers	2543		
2.3.3. Nucleophile Scavengers	2543		
2.3.4. Diene Scavengers	2543		
2.4. Fluorous Tags	2544		
2.4.1. Alcohol Tags	2544		
2.4.2. Thiol Tags	2544		
2.4.3. FluoMar	2545		
2.4.4. Fluorous Benzophenone Imines	2545		
2.5. Fluorous Protecting Groups	2546		
2.5.1. Fluorous Silyl	2546		
2.5.2. Fluorous Boc	2546		
2.5.3. Fluorous Cbz	2547		


## 1. Introduction

### 1.1. Background

Reaction and separation are the two important aspects of organic synthesis. Traditional solution-phase synthesis emphasizes reaction, while resin-based solid-phase combinatorial synthesis and polymer-assisted solution-phase parallel synthesis emphasize separation. Fluorous synthesis, which successfully integrates solution-phase reaction conditions with the phase-tag separation, has been recently introduced as a “beadless” high-speed synthetic technology.<sup>1,2</sup> Perfluoroalkyl chains instead of resins are used as the phase tags to facilitate the separation process. Compared to traditional solution-phase and solid-phase synthesis, fluorous synthesis has the following features:

- (1) Fluorous reactions have favorable solution-phase reaction kinetics;
- (2) Fluorous molecules can be separated by the fluorous as well as conventional methods such as chromatography, distillation, and recrystallization;
- (3) Fluorous reactions can be monitored by conventional analytical methods such as TLC, HPLC, IR, and NMR;

\* E-mail: w.zhang@fluoruos.com. Phone: (412) 826-3062. Fax: (412) 826-3053.



Dr. Wei Zhang received his B.S. from Nanjing University and Ph.D. in 1993 from the University of Pittsburgh under the direction of the late Professor Paul Dowd. After a two-year stay at the same university as a Research Assistant Professor, he joined DuPont in 1995. In early 2001 he moved back to Pittsburgh and was one of the key founding members of Fluorous Technologies, Inc. (FTI). He is now the Director of Discovery Chemistry responsible for the research and development of fluorous technologies for solution-phase synthesis and separations. Over the years, Dr. Zhang has gained both academic and industrial experience. His professional areas of interest include free radical chemistry, heterocyclic chemistry, fluorous chemistry, microwave-assisted organic synthesis, and design and synthesis of drug-like small molecule libraries. He has published over 50 peer-reviewed papers including 2 book chapters and 6 review articles. In recent years he delivered many invited lectures and international conference presentations on fluorous technologies and combinatorial chemistry.

(4) Fluorous tags are chemically stable and have minor effect on the reactivity of the attached molecules;

(5) The solubility of fluorous compounds in organic solvents can be fine-tuned by the fluorine content as well as temperature;

(6) Fluorous synthesis does not need large excess of fluorous reagents to complete the reaction;

(7) Unlike solid-supported reagents, more than one fluorous reagents can be used in a single reaction;

(8) Fluorous methods are less problematic in the adaptation of literature conditions than that of solid-phase synthesis;

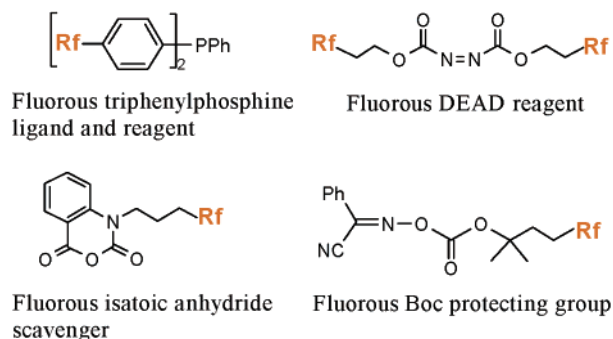
(9) Fluorous synthesis can be combined with other methods such as microwave reactions, supercritical CO<sub>2</sub> reactions, and solid-phase synthesis;

(10) Fluorous materials can be recovered after fluorous separation.

The development of fluorous technologies started in the early 1990s. Among the pioneers, Vogt and Zhu explored the synthetic utility of temperature-dependent miscibility of fluorous solvents with organic solvents.<sup>3,4</sup> Horvath and Rabai invented the fluorous biphasic catalysis for the recovery of catalysts.<sup>5</sup> The Curran group and Fluorous Technologies, Inc. (FTI) developed the "light fluorous" technique to eliminate the use of fluorous solvents.<sup>6,7</sup> Other major advances in fluorous technologies include mixture synthesis for making individually pure compound libraries,<sup>8</sup> triphasic reactions for the integration of fluorous reaction and separation processes,<sup>9</sup> and thermomorphic catalysts for fluorous solvent-free biphasic catalysis.<sup>10</sup>

Since Horvath's seminal paper in 1994,<sup>5</sup> many review articles have covered different aspects of fluorous technologies at different development stages.<sup>11–27</sup>

### Scheme 1



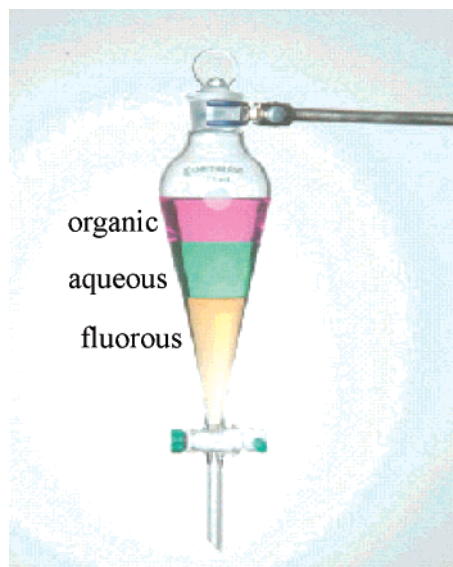
A comprehensive and up-to-date monograph entitled "The Handbook of Fluorous Chemistry" will soon be published.<sup>28</sup> Described in this Review are synthesis of heterocyclic systems using fluorous reagents, catalysts, scavengers, protecting groups, and tags. Application of fluorous technologies in multicomponent reactions, microwave reactions, solid-phase reactions, triphasic reactions, and mixture synthesis are also discussed.

## 1.2. Fluorous Molecules

Fluorous molecules contain a perfluorinated domain (Rf) for fluorous separation, as illustrated by the representative examples in Scheme 1. The fluorous groups are usually attached to parent molecules through a (CH<sub>2</sub>)<sub>m</sub> segment to insulate the reactive site from the electron withdrawing fluorines. A fluorous alkyl chain C<sub>n</sub>F<sub>2n+1</sub>C<sub>m</sub>H<sub>2m</sub> can be presented as Rf<sub>n</sub>h<sub>m</sub>. There are two broad classes of fluorous molecules in fluorous synthesis. The first class of fluorous molecules, including reagents, scavengers, and catalyst, are employed for single reaction steps. They have similar utilities as the functionalized polymeric reagents in solution-phase synthesis. The second class of fluorous molecules, including reactants, protecting groups, and related tags, are used to attach to the substrate for multistep reactions. They are similar to the polymeric linkers in solid-phase synthesis. Fluorous molecules can also be classified into two categories based on their fluorine content. Heavy fluorous molecules usually have greater than 60% of fluorine content by molecular weight. They contain multiple Rf groups to ensure good partition coefficient between fluorous and organic solvents. Light fluorous molecules contain only one or two Rf groups with significantly fewer fluorines. The separation of light fluorous molecules can be achieved by fluorous silica gel-based solid-phase extraction or HPLC without use of fluorous solvents.

## 1.3. Fluorous Separations

The success of fluorous synthesis largely depends on the efficiency of fluorous separations. Fluorous separations are based on fluorine–fluorine interactions between the fluorous molecules and the fluorous separation media. The separation media can be fluorous solvents used for fluorous liquid/liquid extraction or fluorous silica gel used for solid-phase extraction, flash chromatography, and HPLC.<sup>22</sup>



**Figure 1.** Fluorous liquid–liquid extraction.

### 1.3.1. Fluorous Liquid–Liquid Extractions (F-LLE)

Fluorous media are orthogonal to organic and aqueous phases. Many fluorous solvents exhibit temperature-dependent miscibility with organic solvents. This characteristic has been utilized in designing fluorous biphasic catalysis. The separation of the reaction mixture is conducted with an organic/fluorous biphasic extraction or an organic/aqueous/fluorous triphasic extraction if water-soluble materials are involved (Figure 1). Fluorous liquid–liquid extractions are targeted toward heavier fluorous molecules which have good partition coefficient between fluorous and organic solvents. Commonly used fluorous solvents are perfluoroalkanes, perfluoroethers, and perfluoroamines such as perfluorohexane (FC-72), perfluoroheptane, and perfluoromethylcyclohexane (PFMC). Benzotrifluoride (BTF) is not fluorous because of relatively low fluorine content. It has been widely used in fluorous synthesis as a hybrid solvent.

### 1.3.2. Fluorous Solid-Phase Extractions (F-SPE)

FluoroFlash silica gel has a bonded phase of  $\text{Si}(\text{CH}_3)_2\text{CH}_2\text{CH}_2\text{C}_8\text{F}_{17}$ .<sup>29</sup> Fluorous molecules bearing tags such as  $\text{C}_6\text{F}_{13}$  or  $\text{C}_8\text{F}_{17}$  can be easily separated from the nonfluorous molecules by F-SPE. In a typical F-SPE separation, a crude reaction mixture is loaded onto the SPE cartridge with a minimum amount of organic solvent. The cartridge is then eluted with a fluorophobic solvent such as 80:20 MeOH/H<sub>2</sub>O for the nonfluorous compounds followed by a more fluorophilic solvent such as MeOH, acetone, acetonitrile, or THF for fluorous compounds. The suggested loading (amount of crude product vs silica gel) for F-SPE separation is between 5 and 10%. The cartridge can be conditioned for reuse. Figure 2 shows F-SPE separation of a mixture containing an organic dye (blue) and a fluorous dye (orange). Since two dyes have similar polarities, they can be separated by chromatography but not by SPE with normal or reverse-phase silica gels. Using a fluorous silica gel cartridge, however, the separation can be done by SPE. The blue dye quickly elutes with 80:20



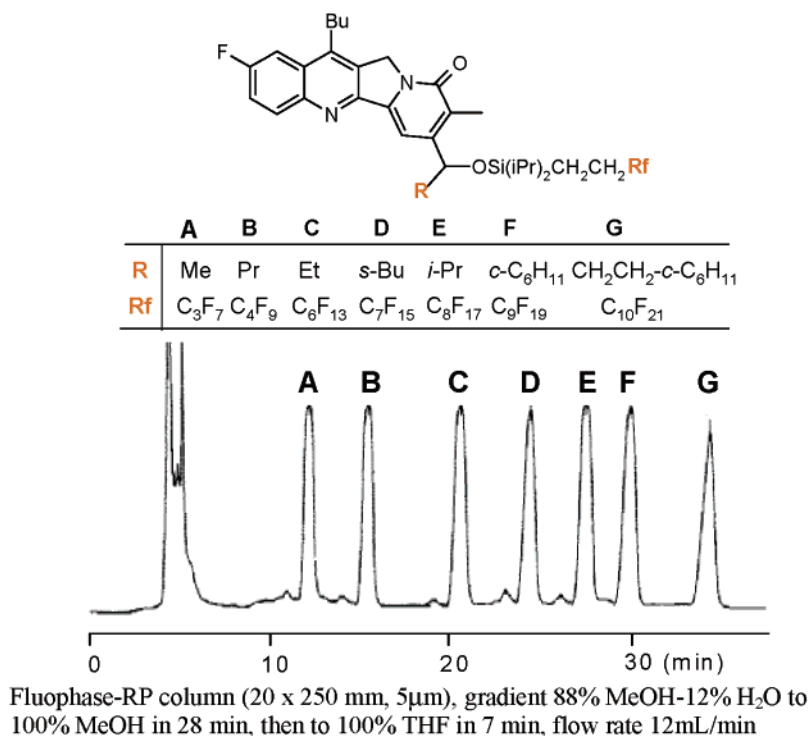
**Figure 2.** A dye demonstration of F-SPE.

MeOH/H<sub>2</sub>O, whereas the orange dye is retained on the cartridge until elution with 100% MeOH. Depending on the chemistry, the desired products can be the nonfluorous compounds collected in the MeOH/H<sub>2</sub>O fraction or the fluorous compounds in the MeOH fraction.<sup>30</sup>

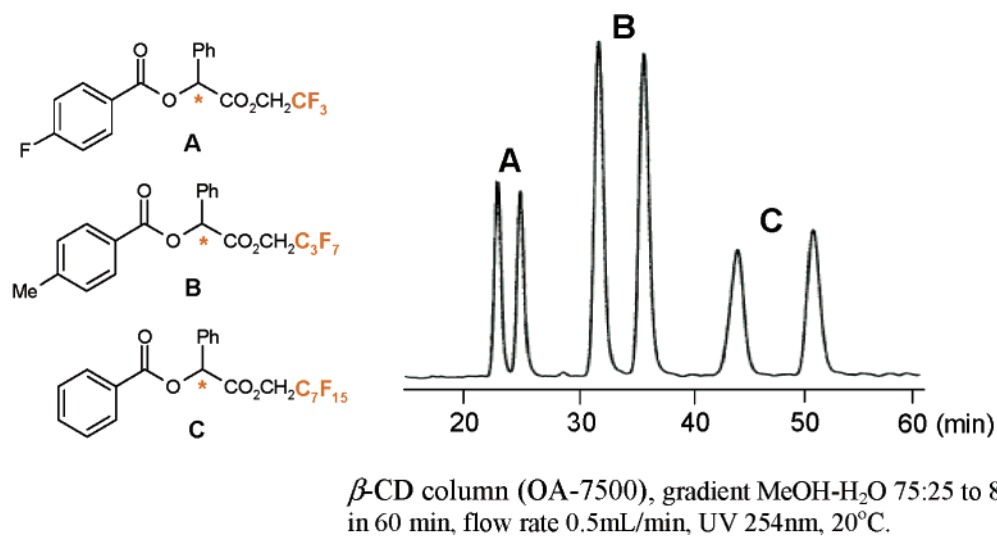
### 1.3.3. Fluorous HPLC (F-HPLC)

A fluorous mixture can be separated in a high performance mode by F-HPLC. A F-HPLC column packed with FluoroFlash silica gel (5  $\mu\text{m}$ , bonded with  $\text{Si}(\text{CH}_3)_2\text{CH}_2\text{CH}_2\text{C}_8\text{F}_{17}$ ) behaves much differently from a standard reverse-phase C8 or C18 column. On an F-HPLC column, the nonfluorous compounds have very weak retention, whereas fluorous compounds can be retained and separated in an order of increasing fluorine content.<sup>31,32</sup> The mobile phase is usually a gradient of MeOH/H<sub>2</sub>O. The MeOH can be replaced by other solvents such as MeCN or THF. In F-HPLC separation, fluorous tags dominate the separation. The organic part of the molecules only has minor separation effect. An F-HPLC trace shown in Figure 3 demonstrates separation of a mixture of seven fluorous tagged mappicine analogues bearing different R and R<sub>f</sub> groups.<sup>33</sup>

In addition to the FluoroFlash HPLC column, FluoFix (bonded with branched  $\text{C}_6\text{F}_{13}$  groups), FluoPhase-RP (bonded with linear  $\text{C}_6\text{F}_{13}$  groups), and FluoPhase-PFP (bonded with pentafluorophenyl groups) columns are also commercially available.<sup>34</sup> FluoFix column developed in the late 1970s by de Galan and co-workers was originally used as a modified reverse phase column.<sup>35–38</sup> Its special utility



**Figure 3.** Semipreparative F-HPLC demixing of a seven-component mixture.



**Figure 4.** Resolution of fluorinated tagged *O*-benzoylmalate derivatives with a  $\beta$ -CD column.

for fluorinated compounds separation has not been fully recognized until Curran's work almost two decades later.<sup>22</sup> A comparison of different fluorinated HPLC columns in fluorinated separation has been reported.<sup>33</sup>

Recently, the Mikami and Takeuchi groups used  $\beta$ -cyclodextrin ( $\beta$ -CD) columns to separate analogues bearing different length of fluorinated tags and also to separate enantiomers bearing the same fluorinated tags.<sup>39–41</sup> The longer fluorinated chain (C<sub>7</sub>F<sub>15</sub>) tagged enantiomers have better resolution than those tagged with shorter ones (CF<sub>3</sub> or C<sub>3</sub>F<sub>7</sub>) (Figure 4).

#### 1.3.4. Fluorinated Flash Chromatography (F-FC)

F-SPE is employed mainly for parallel synthesis. F-HPLC is good for sample analysis and small scale purification. The development of F-FC has provided

a scalable separation from 10 mg up to over 10 g by using different sizes of cartridges.<sup>42</sup> A significant gap in fluorinated separation techniques is plugged. Flash chromatography has much better resolution than SPE and is more scalable than HPLC. UV-triggered fraction collection provides reliable fraction cut off that gives better control on yields and purities than F-SPE. Flash chromatography systems such as those from Biotage (Horizon) and Isco (CombiFlash) are very popular in synthetic labs (Figure 5). These systems equipped with fluorinated cartridges can be used for F-FC.

#### 1.4. Fluorinated Reaction Systems

The fluorinated synthesis, which addresses both the reaction and separation issues, can be performed in biphasic, monophasic, or triphasic reaction systems.



**Figure 5.** A Biotage Horizon system with different size cartridges and Samplers.

#### 1.4.1. Biphasic Systems

Fluorous reactions were first developed in the fluorous biphasic system.<sup>5,12</sup> On the basis of the temperature-dependent miscibility of fluorous solvents with organic solvents, the reaction and separation are conducted at different temperatures: monophasic at higher temperature for reactions and biphasic at lower temperature for separations (Figure 6). In many cases, the reaction is performed using minimal amount of fluorous solvent to achieve the best monophasic effect. Additional fluorous solvent is added after the reaction for biphasic separation. The biphasic system was originally designed for fluorous catalysis. It has been extended to other

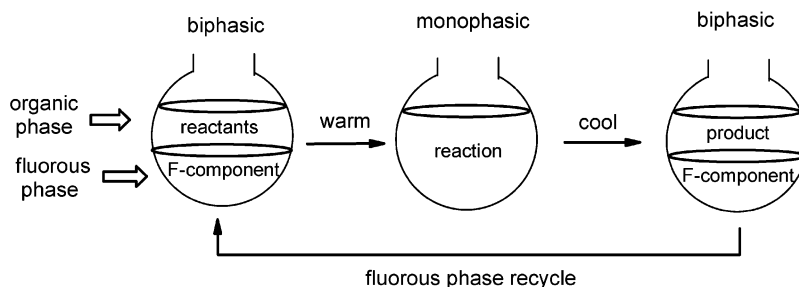
reactions involving heavy fluorous molecules such as reagents and scavengers. The biphasic system has good potential for relatively large scale reactions and recovery of fluorous components.

#### 1.4.2. Monophasic (Fluorous Solvent-Free) Systems

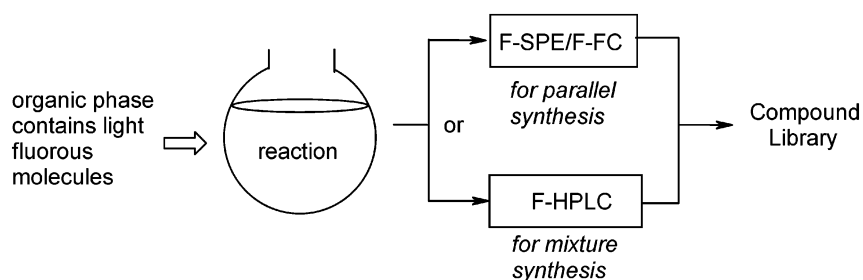
Light fluorous reactions are conducted in a monophasic system with common organic solvents (Figure 7). The costly and environmentally persistent fluorous solvents can be eliminated from the reaction and separation steps. Purifications are conducted by F-SPE or F-FC for parallel synthesis and by HPLC for mixture synthesis. Since light fluorous molecules have better organic solubility and hence better reactivity than the heavy fluorous molecules, conventional solution-phase conditions can be adapted with less development effort. Fluorous solvent-free systems are commonly used for making compound libraries.<sup>6</sup>

#### 1.4.3. Triphasic Systems

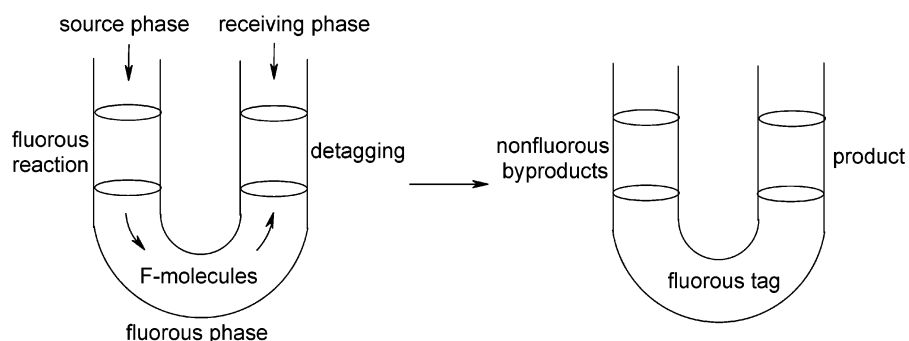
In fluorous triphasic reactions, the reaction and separation occur simultaneously in a system with the reaction driving the separation. There are two types of applications: detagging and phase-vanishing reactions. The detagging reactions are carried out in a U-tube set up (Figure 8).<sup>9,43,44</sup> The organic source



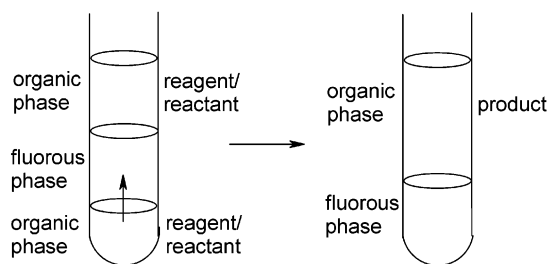
**Figure 6.** Fluorous biphasic reaction system.



**Figure 7.** Fluorous solvent-free synthesis and separation.



**Figure 8.** Triphasic detagging reaction.



**Figure 9.** Phase vanishing reaction.

phase and the receiving phase are separated by a fluororous phase in the middle. Fluororous molecules added to the source phase transfer to the receiving phase for detagging. At the end of a triphasic reaction, nonfluororous byproducts are retained in the source phase, the detagged product is in the receiving phase, and the fluororous tag is in the fluororous phase. In phase-vanishing reactions, fluororous solvents serve as a barrier to control the mixing hence the reaction of organic reactants and reagents.<sup>45</sup> If one reagent (such as a halogenated one) is denser than the fluororous solvent, then the reaction can be performed in a test tube set up (Figure 9). At the end of a stoichiometric reaction, the product is in the top organic phase and the bottom phase is disappeared. If all reagents and reactants are less dense than the fluororous solvent, then phase-vanishing reactions can be conducted in a U-tube set up. When the reagents are used stoichiometrically, one of the reagent/reactant phases vanishes at the end of the reaction. Fluororous triphasic reactions have good potential in chemical process and production.

### 1.5. Comparison with Other Methods

Described in this section are examples that demonstrated the value of fluororous synthesis by compar-

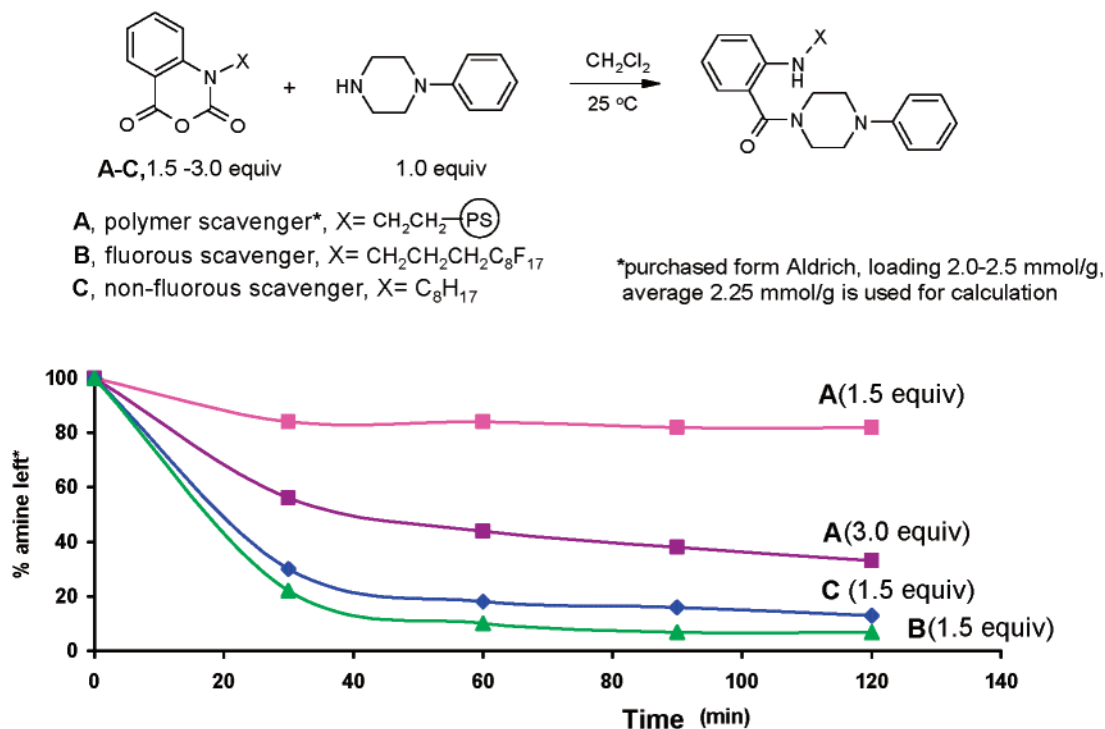
ing with conventional solution-phase and solid-phase syntheses.

#### 1.5.1. Mitsunobu Reactions

The Mitsunobu reaction efficiently forms carbon-heteroatom bonds. However, separation of byproducts derived from the azodicarboxylate and phosphine reagents usually requires chromatography. Accordingly, the Mitsunobu reaction has been the subject of much study in the strategic separation area. Initial strategies involved placing either the phosphine or the azodicarboxylate onto a solid support.<sup>46,47</sup> These strategies still required a flash chromatography to remove the nonpolymer supported byproduct, since reaction with both reagents on solid support is not possible. This limitation has led to a number of modifications to remove the nonpolymer supported byproducts by scavenging or destruction.<sup>48–51</sup> In those approaches, a second reaction is always needed before purification. The only chromatography-free Mitsunobu reaction that does not require additional reaction after the Mitsunobu transformation has been achieved by the Curran group using a fluororous DEAD reagent and a fluororous phosphine (see section 2.2.4).<sup>52,53</sup> The reaction was carried out in THF and the purification was conducted by a simple F-SPE.

#### 1.5.2. Scavenging Reactions

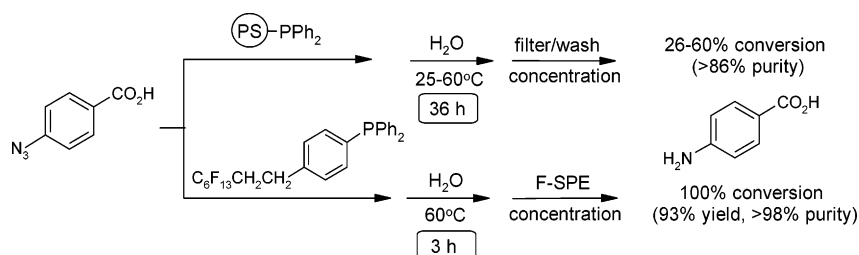
Polymer-bound scavenging has become a popular synthetic technique. However, polymer quenching is slow and the loading levels of commercially available solid-phase scavengers span a broad range. Therefore a large amount (3–5 equiv or even more) of a solid-bound scavenger is commonly employed in practice. FTI,<sup>54,55</sup> the Lindsley group at Merck,<sup>56,57</sup> and the Curran group<sup>58</sup> have developed a series of light



\*The conversion of amine was detected by GC using dodecane as internal standard

**Figure 10.** Use Different Isatoic Anhydrides as Amine Scavengers.

## Scheme 2



fluorous scavengers. The light fluorous scavenging occurs in a homogeneous environment, so it is rapid and clean. A near stoichiometric amount (or slight excess) of scavenger is commonly used. In a fluorous and polymer-supported isatoic anhydrides comparison experiment (Figure 10), reactions were conducted at room temperature using 1.0 equiv of *N*-phenylpiperazine and 1.5 equiv of each scavenger.<sup>59</sup> After 60 min, 84% of the amine remained during polymer scavenging (pink line), whereas only 10% of the amine remained in fluorous scavenging (green line). Doubling the amount of polymer scavenger **A** to 3.0 equiv (purple line) still has 44% of the amine left after 60 min. Octylated isatoic anhydride **C** was used to compare the fluorous and the nonfluorous reagents (blue line). Interestingly, the scavenging with the fluorous reagent is about 10% more efficient than with the nonfluorous reagent. This is most likely resulted from the electron-withdrawing effects of the fluorous tag. In another case of using thiols as electrophile scavengers,<sup>54</sup> we found that the fluorous scavenging is about 10 times faster than the polymer scavenger despite the negative effect of the *R<sub>f</sub>* group on the nucleophilicity of the thiol.

## 1.5.3. Staudinger Reaction

In a comparison experiment conducted by the Lindsley group,<sup>60</sup> polymer supported and fluorous phenyl phosphines were used to convert an azide to an amine (Scheme 2). The fluorous reaction took 3 h for 100% conversion and gave final products in greater than 98% purity after F-SPE, whereas the solid-supported route took 36 h for 26–60% conversion and gave final products in greater than 86% purity. The speed and purity advantages of using fluorous phenyl phosphine are clear.

In addition to three examples described above, another very promising technology to combine microwave and fluorous technologies to speed up both the reaction and separation processes is discussed in section 2.7.2.

## 2. Synthesis of Heterocycles

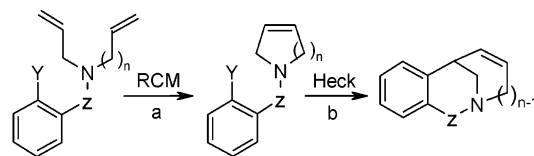
## 2.1. Fluorous Ligands and Catalysts

Biphasic catalytic reactions have so far attracted the most attention of fluorous synthesis.<sup>25</sup> A number of fluorous ligands have been synthesized, but only few have been used in the synthesis of heterocycles.

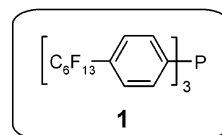
## 2.1.1. Triphenylphosphine Ligands

Grigg and York developed a bimetallic catalytic ring closing metathesis (RCM)/ intramolecular Heck reaction sequence for making cyclic amides and

## Scheme 3



- a.  $(\text{C}_6\text{F}_{13})_3\text{P}(\text{Ph})_2\text{Ru}(\text{=CHPh})\text{Cl}_2$ , 25°C, 1–8 h  
 b. 10 mol%  $\text{Pd}(\text{OAc})_2$  + 20 mol% **1**, 2 equiv  $\text{Ti}_2\text{CO}_3$ , 110 °C, 16 h  
 co-solvent: 1:1:1.5 toluene/hexane/PFMC



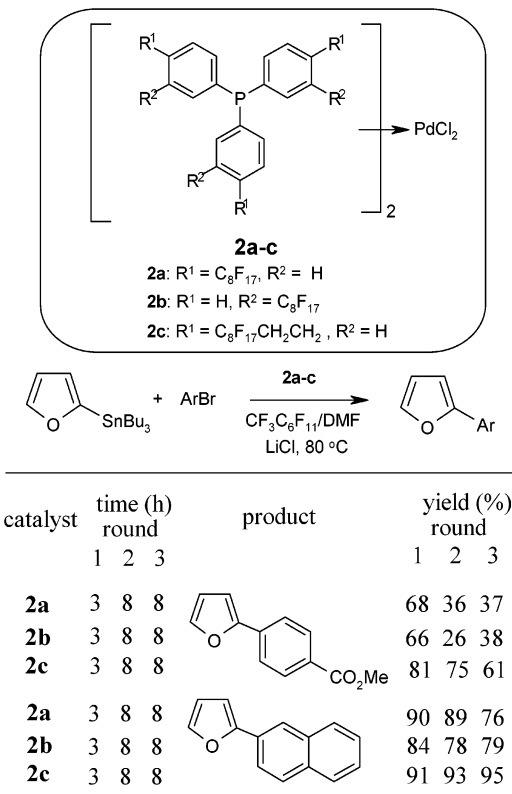
substrate	product	2-step yield
		0%
		67%
		43%
		57%
		37%

sulfonamides (Scheme 3).<sup>61</sup> Fluorous phosphine **1** was used as a ligand combined with  $\text{Pd}(\text{OAc})_2$  for the Heck reaction. The reaction solvent was a mixture of 1:1:1.5 toluene/hexane/PFMC. The reagents for the two step reactions were added together at the beginning. The mixture was stirred for 1–8 h at room temp for RCM and then heated at 110 °C for 16 h for the Heck reaction.

The Bannwarth group prepared several different fluorous bis-triphenylphosphane palladium com-

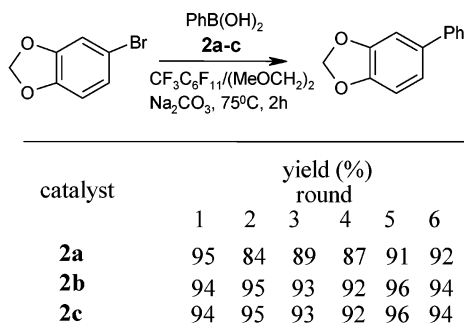
plexes **2** and used them for the Stille cross-coupling reactions. Couplings of 2-bromofuran with aryltin compounds were carried out in a mixture of DMF and PFMC at 80 °C (Scheme 4).<sup>62</sup> Catalysts were recovered and reused twice. In another experiment, the Stille coupling was performed in supercritical CO<sub>2</sub> instead of the biphasic solvent to improve yields.<sup>63</sup>

Scheme 4



Fluorous catalysts **2a–c** were also employed in Suzuki couplings (Scheme 5).<sup>64</sup> The catalyst recovered from the fluorous phase was reused 5 more times without significant deterioration of reaction yields.

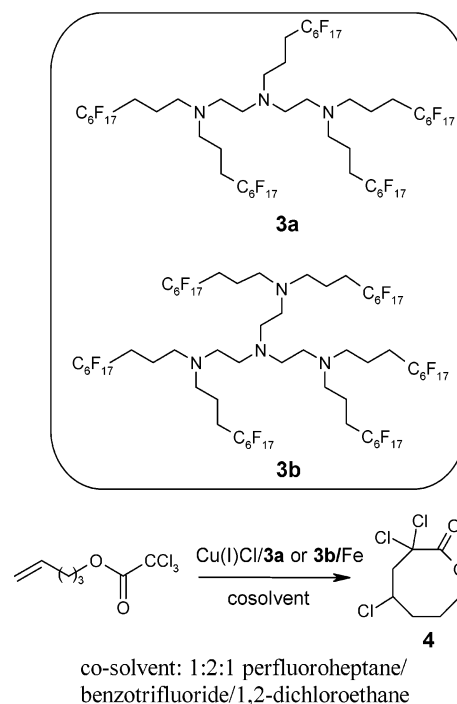
Scheme 5



### 2.1.2. Amine Ligands

Verlhac and co-workers reported an efficient atom transfer radical reaction in the synthesis of lactones **4** (Scheme 6).<sup>65</sup> A complex containing fluorous ligands **3a** or **3b**, Cu(I)Cl, and iron powder promoted the cyclization of a trichloroester. The reactions were performed in a cosolvent of 1:2:1 perfluoroheptane/BTF/1,2-dichloroethane which was almost biphasic at the reaction temperature of 80 °C. The catalyst

Scheme 6



was recovered from the fluorous layer at room temperature. The product in the organic layer was purified by flash chromatography through a silica gel plug. The turnover of the catalyst was about 100.

### 2.1.3. Fluorous Ruthenium Catalyst

Yao and Zhang recently developed a recyclable fluorous ruthenium catalyst **5** for RCM.<sup>66</sup> Reactions were conducted in a BTF/CH<sub>2</sub>Cl<sub>2</sub> cosolvent system. The ruthenium catalyst recovered by FC-72 extraction has been reused 6–20 times with very slight drop of activity (Scheme 7).

## 2.2. Fluorous Reagents

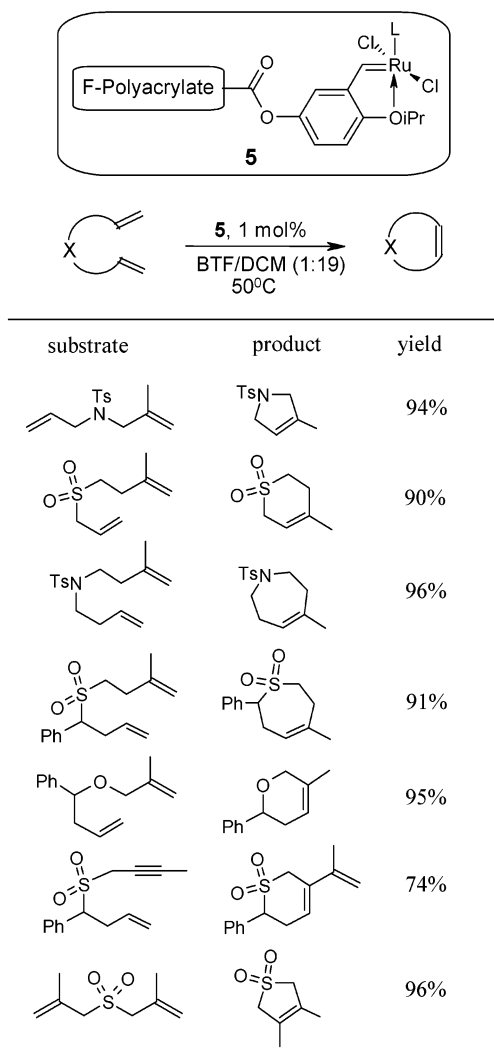
Fluorous reagents, including organotin, organo-seleniums, and triphenylphosphines, and coupling and oxidation agents have been synthesized and applied in heterocycle synthesis.

### 2.2.1. Tin Reagents and Catalysts

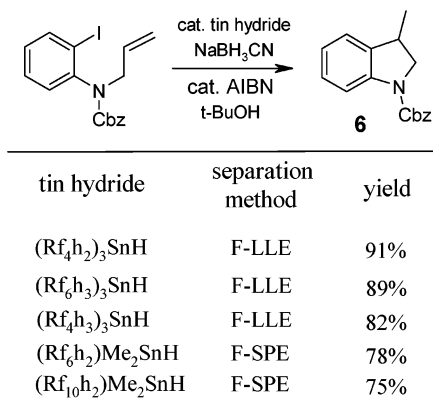
Organotin reagents have important synthetic utility. However, they are highly toxic and difficult to be removed from the reaction mixture. The Curran group introduced a number of fluorous tin reagents and evaluated their utilities in the synthesis of indolines **6** (Scheme 8).<sup>67,68</sup> The radical cyclizations were conducted under general catalytic conditions with NaCNBH<sub>3</sub> in *t*-BuOH. No fluorous solvent was required because of acceptable organic solubility of tin reagents at the reaction temperature. Reaction mixtures were purified by either F-LLE or F-SPE. Because these tin compounds are heavily fluorinated,



## Scheme 7



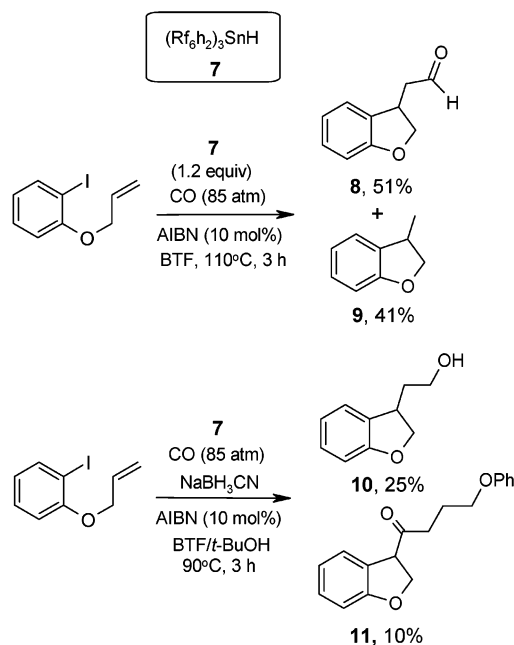
## Scheme 8



acetonitrile instead of 80:20 MeOH/H<sub>2</sub>O was used in F-SPE to elute the nonfluorous product. After fluorous purification, no resonances from the fluorous tin compound were detected in the <sup>1</sup>H NMR spectra of product **6**.

In a collaborative work by the Ryu and Curran groups, fluorous tin hydride **7** was employed to promote two kinds of radical carbonylations (Scheme 9).<sup>69</sup> In the first reaction, a stoichiometric amount of fluorous tin hydride **7** was used and the reaction was

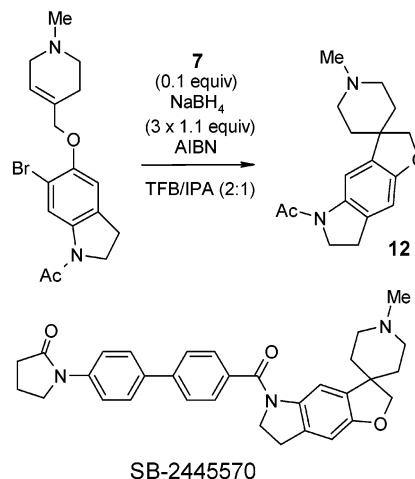
## Scheme 9



conducted in BTF at 110 °C. Both the carbonylated benzofuran **8** and noncarbonylated benzofuran **9** were observed. The second reaction was carried out under catalytic conditions with NaCNBH<sub>3</sub>. A mixture of BTF and *t*-BuOH was used as a cosolvent. The desired cyclization/carbonylation product **10** was generated together with byproduct **9** (32%) and undesirable dimerization product **11**. The organic compounds were separated from the tin compounds by a simple three-layer extraction with H<sub>2</sub>O/CH<sub>2</sub>Cl<sub>2</sub>/FC-72.

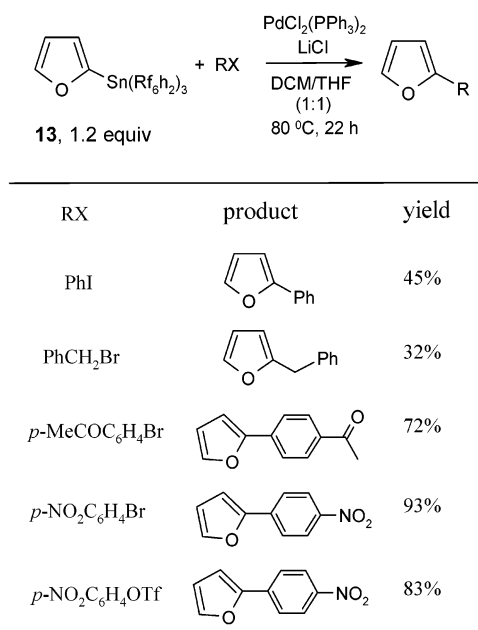
A more practical application of fluorous tin hydride was reported by Mulholland in the synthesis of SB245570 intermediate **12** (Scheme 10).<sup>70</sup> The radical cyclization was performed in a cosolvent of 2:1 BTF/2-propanol (IPA). The F-LLE was carried out in FC-72 and CH<sub>2</sub>Cl<sub>2</sub>. Residual tin content in product was below the detection limit of ICP/AES (7 ppm).

## Scheme 10



Fluorous aryl tins are another kind of reagent developed by the Curran group. Scheme 11 shows the results of the Stille coupling of 2-furyl fluorous tin

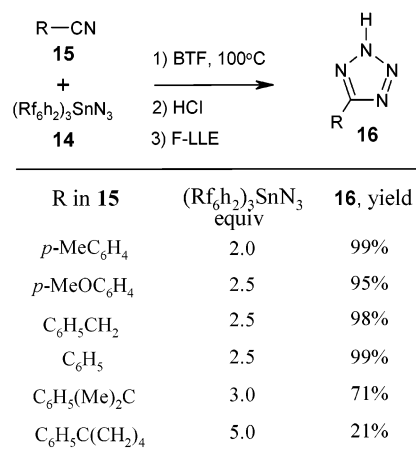
## Scheme 11



**13** with different halides or triflates in the presence of 2 mol % PdCl<sub>2</sub>(PPh<sub>3</sub>)<sub>2</sub>, 3 equiv of LiCl in 1:1 DMF/THF at 80 °C.<sup>71,72</sup> The concentrated reaction mixture was partitioned in a H<sub>2</sub>O/CH<sub>2</sub>Cl<sub>2</sub>/FC-72 triphasic system. The product was collected from the organic layer, whereas the tin chloride was recovered from the FC-72 layer in 80–90% which was routinely recycled.

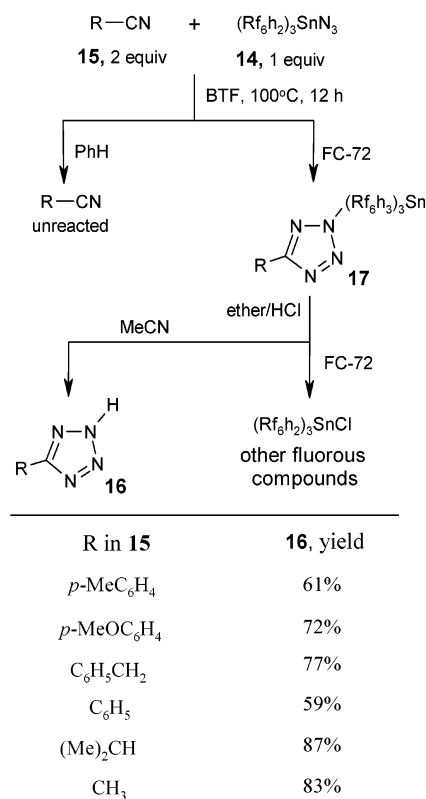
The fluoros tin azide **14** has been used as an alternative to the regular tributyltin azide in the conversion of nitriles **15** to tetrazoles **16** (Scheme 12).<sup>73</sup> Reactions were carried out in two different

## Scheme 12



ways. In a traditional one-pot mode, the intermediate tin tetrazoles were not isolated, but were hydrolyzed to tetrazoles **16** by briefly exposing it to ethereal HCl prior to partitioning between MeCN and FC-72. In a second so-called “phase-switching” mode, the fluoros intermediates **17** were purified by F-LLE between benzene and FC-72 to remove unreacted nitriles (Scheme 13). The tin tetrazoles **17** were then treated with HCl and the crude products were purified by a second F-LLE. The double phase switching resulted in lower product yield, however, it ensured that the

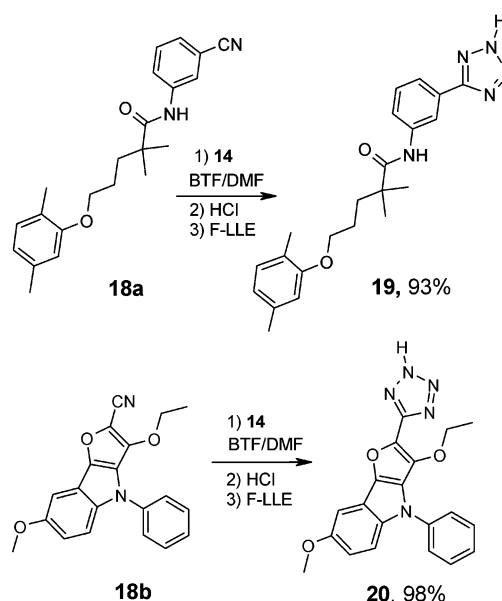
## Scheme 13



final product was free from both the organic and fluoros impurities.

A one-pot reaction procedure has been used to make tetrazoles from two complex nitriles **18a** and **18b** (Scheme 14).<sup>73</sup> Reactions were run in a mixture of BTF and DMF because of low solubility of the nitriles in BTF. Three equivalents of azide were used to ensure completion of the reaction. After F-LLE, tetrazoles **19** and **20** were collected from the acetonitrile layer in 93% and 98% yield, respectively.

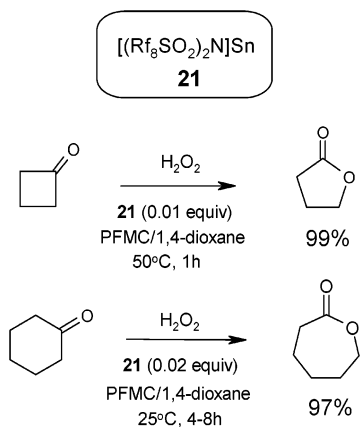
## Scheme 14



Very recently, Nishikido and co-workers reported the use of fluoros Lewis acid **21** in the fluoros

biphasic system for Baeyer–Villiger oxidation of cyclic ketones (Scheme 15). The catalyst gave good yield and can be recovered from the fluorous phase and reused four times without loss of activity.<sup>74–76</sup>

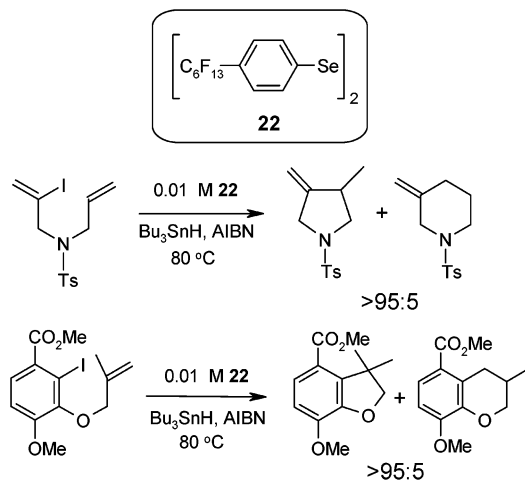
### Scheme 15



### 2.2.2. Selenium Reagents

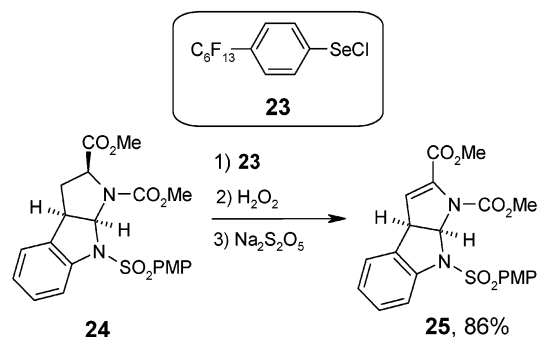
The competitive undesired radical rearrangement is a general problem in the synthesis of heterocyclics by free radical cyclizations. The Crich group discovered that the use of fluorous diselenide, reduced in situ to the corresponding selenol, can significantly inhibit the formation of byproducts in the tributyltin hydride-promoted radical cyclizations.<sup>77,78</sup> Scheme 16 demonstrates that diselenide **22** at 0.01 M was able to reduce the homoallyl/cyclobutyl and neophyl type rearrangements, which usually occur during vinyl and aryl radical cyclizations. The ratio of 5-exo/6-endo cyclization product was greater than 95:5. The diselenide was recovered in 90% yield from the fluorous phase by partition between toluene and PFMC.

### Scheme 16



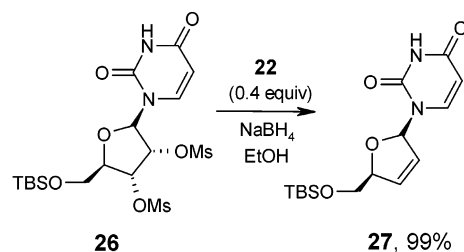
Another fluorous reagent, areneseleanyl chloride **23**, was found to be useful in the conversion of carbonyl compounds to their α,β-unsaturated derivatives.<sup>79</sup> The ester **24** was α-selenated with selenyl chloride followed by oxidation and *syn*-elimination to give α,β-unsaturated ester **25** (Scheme 17). The fluorous reagent was recovered as the diselenide in 95% yield by continuous extraction of the organic layer with FC-72.

### Scheme 17



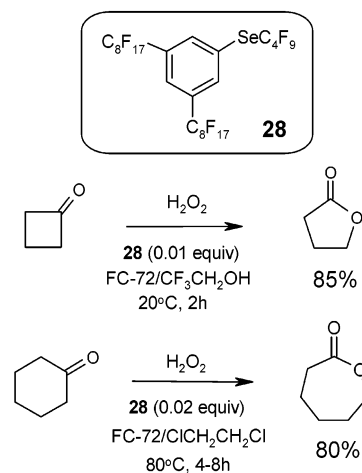
In another study conducted by Crich and co-workers, a catalytic amount of fluorous diselenide **22** was used in conjunction with stoichiometric NaBH<sub>4</sub> to convert vicinal diol **26** to alkene **27** (Scheme 18).<sup>80</sup> The fluorous reagent was recovered in 88% by continuous extraction with FC-72.

### Scheme 18



Sheldon and co-workers employed fluorous phenyl butylselenide **28** as a catalyst in the Baeyer–Villiger oxidation of cyclic ketones with hydrogen peroxide (Scheme 19).<sup>81</sup> The reaction was carried out in a FC-72 and trifluoroethanol biphasic system. Since this cosolvent had the tendency to form emulsion, in another experiment trifluoroethanol was replaced by 1,2-dichloroethane to address the problem.

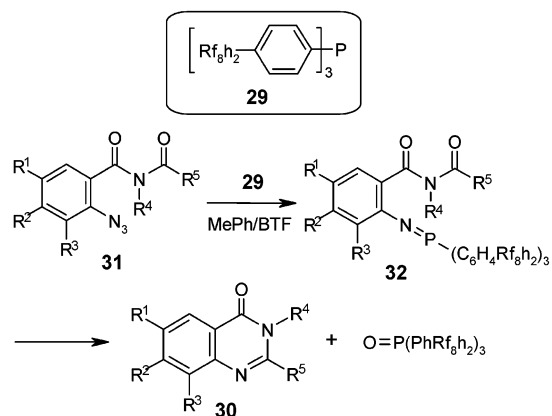
### Scheme 19



### 2.2.3. Triphenylphosphine Reagents

Bannwarth and co-workers employed fluorous triphenylphosphine **29** in the parallel synthesis of 3*H*-quinazolin-4-ones **30** (Scheme 20).<sup>82</sup> The starting material **31** was converted to the iminophosphorane **32** by the Staudinger reaction with fluorous triph-

Scheme 20



R <sup>1</sup>	R <sup>2</sup>	R <sup>3</sup>	R <sup>4</sup>	R <sup>5</sup>	<b>30</b> , yield
H	H	H	iPr	Ph	95%
H	H	H	CH <sub>2</sub> Ph		72%
H	H	H		Ph	93%
H	H	H			93%
H	H	H		Ph	93%
H	H	H		Ph	81%
I	H	H		Ph	90%
H	H	Me		Ph	78%
I	H	H			77%
OMe	OMe	H			92%

enylphosphine. The intermediate directly underwent an intramolecular aza-Wittig reaction. The reaction solvent was a mixture of toluene and BTF. Problematic phosphine oxide species were separated easily by F-SPE in parallel.

Lindsley and co-workers employed fluoros triphenylphosphine **33** for Staudinger reactions to convert more complex heterocyclic azides to the corresponding amines (Scheme 21).<sup>60</sup>

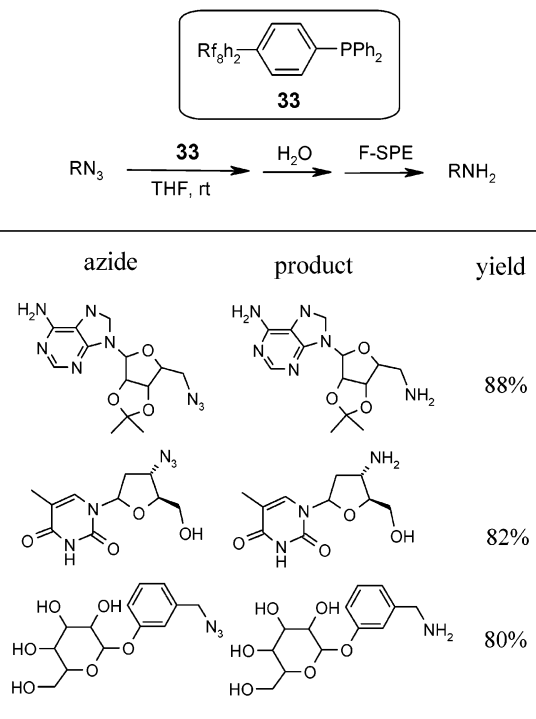
#### 2.2.4. DEAD Reagent

Fluorous diethyl azodicarboxylate (**34**, DEAD) has been developed by the Curran and Dobbs groups for the Mitsunobu reaction (Scheme 22).<sup>52,53</sup> The Dobbs group used the normal triphenylphosphine, whereas the Curran group used fluoros triphenylphosphine so that both the phosphine oxide and F-DEAD derivative were efficiently removed by F-SPE.

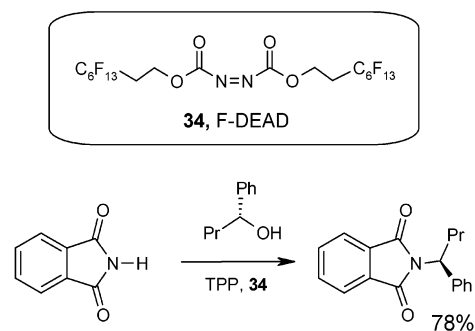
#### 2.2.5. DAIB Reagent

Fluorous diacetoxy iodobenzene (**35**, F-DAIB) has been recently synthesized by the Lindsley group and

Scheme 21

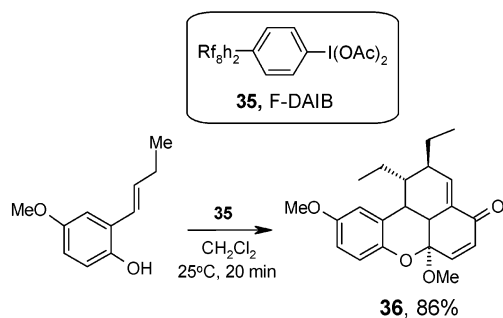


Scheme 22



employed in the preparation of an unnatural carpanone-like molecule **36** through a homo- $\beta,\beta$ -phenolic coupling followed by an inverse electron demand Diels–Alder reaction (Scheme 23). The excess F-DAIB and its derivatives were separated by F-SPE.<sup>83</sup>

Scheme 23



### 2.3. Fluorous Scavenging

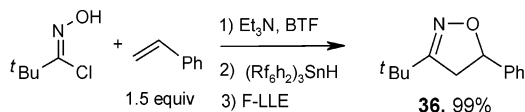
The scavenging technique has been widely used in solution-phase synthesis to improve reaction yield and facilitate the separation process by selectively removing unwanted species from the reaction mix-

ture. The fluorous scavenging is unique because both the reaction and scavenging are conducted in a homogeneous solution phase.

### 2.3.1. Alkene/Alkyne Scavengers

Several heavy fluorous scavengers have been developed by the Curran and Wipf groups.<sup>67,68,84</sup> Heavy fluorous tin hydride **7** has been employed to remove excess alkene in the nitrile oxide cycloadditions (Scheme 24).<sup>68</sup> The reaction was conducted in BTF at room temperature. The scavenged byproduct was separated from the reaction mixture by F-LLE.

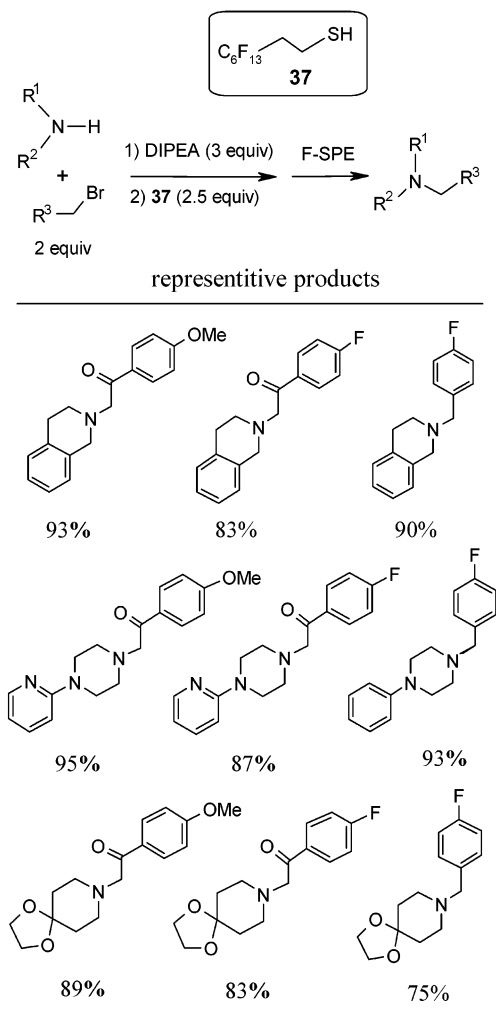
**Scheme 24**



### 2.3.2. Electrophile Scavengers

Recently the Lindsley group at Merck and researchers at FTI independently developed several light fluorous scavengers.<sup>54–57</sup> Fluorous thiol **37** was used as an electrophile scavenger to remove  $\alpha$ -bromoketone in the parallel synthesis of a tertiary amine library (Scheme 25).<sup>54</sup> The quenched reaction mixture was washed with aqueous NH<sub>4</sub>Cl and then purified by

**Scheme 25**

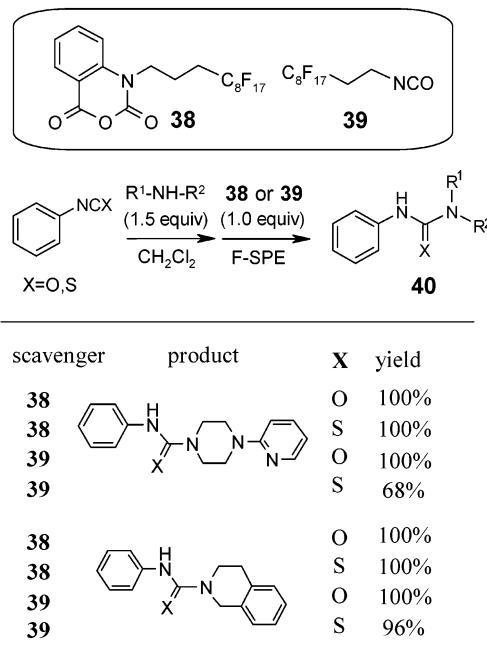


F-SPE. In a comparison experiment, it was found that the thiol quenching with fluorous scavenger was 5–10 times faster than using a polymer-supported analogue.

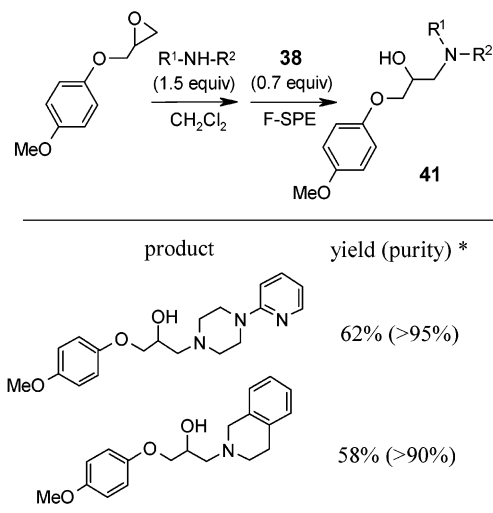
### 2.3.3. Nucleophile Scavengers

Both isatoic anhydride **38** and isocyanate **39** have been introduced by FTI as nucleophile scavengers to remove primary and secondary amines in the synthesis of urea, thiourea analogues **40** (Scheme 26), and  $\beta$ -hydroxyamines **41** (Scheme 27).<sup>55</sup>

**Scheme 26**



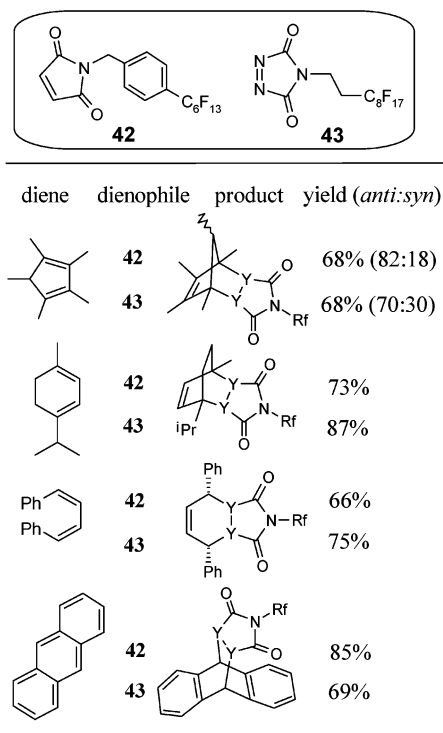
**Scheme 27**



### 2.3.4. Diene Scavengers

Curran and Werner recently introduced fluorous benzylmaleimide **42** and fluorous [1,2,4]triazoline-3,5-dione **43** as powerful scavengers to remove excess dienes, such as 1,2,3,4,5-pentamethylcyclopentadiene,  $\alpha$ -terpinene, 1,4-diphenyl-1,3-butadiene, and anthracene, from the Diels–Alder reaction mixture.<sup>58</sup> Scheme 28 shows the Diels–Alder reactions of the

Scheme 28



fluorous dienophiles **43** gave better results than that of **42**. The Diels–Alder adducts were isolated by F-SPE.

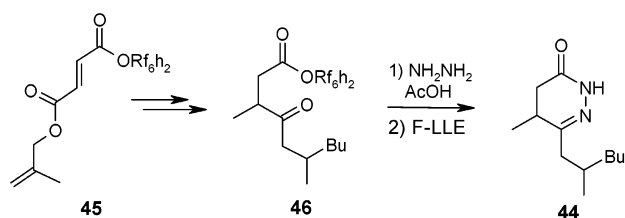
## 2.4. Fluorous Tags

Fluorous tagged starting materials (reactants) can be used in multistep synthesis. At the last reaction step, the fluorous tags are usually cleaved by displacement reactions. The utility of fluorous tags is similar to the “catch and release” linkers in solid-phase synthesis. Purification of fluorous intermediates as well as the detagged product can be achieved by fluorous F-LLE or F-SPE.

### 2.4.1. Alcohol Tags

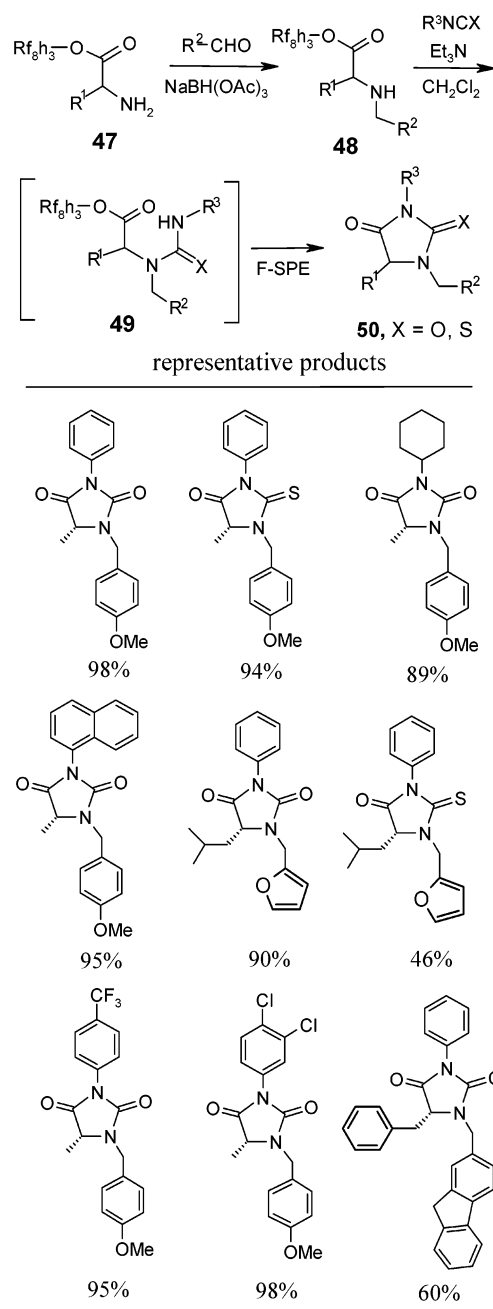
Wipf and Methot developed a new entry to dihydropyridazinone **44** using a fluorous alcohol-tagged ester **45** as a starting material (Scheme 29).<sup>85</sup> After steps of transformations, the  $\delta$ -keto ester **46** was treated with hydrazine to form the dihydropyridazinone ring. The fluorous tag was cleaved during the cyclodehydration. The product was separated from the reaction mixture by F-LLE with FC-72/MeCN.

Scheme 29



A similar cleavage strategy has been used in hydantoin synthesis.<sup>86</sup> Using primary fluorous alcohol protected amino acids as the starting material, researchers at FTI recently prepared a 120-member

Scheme 30



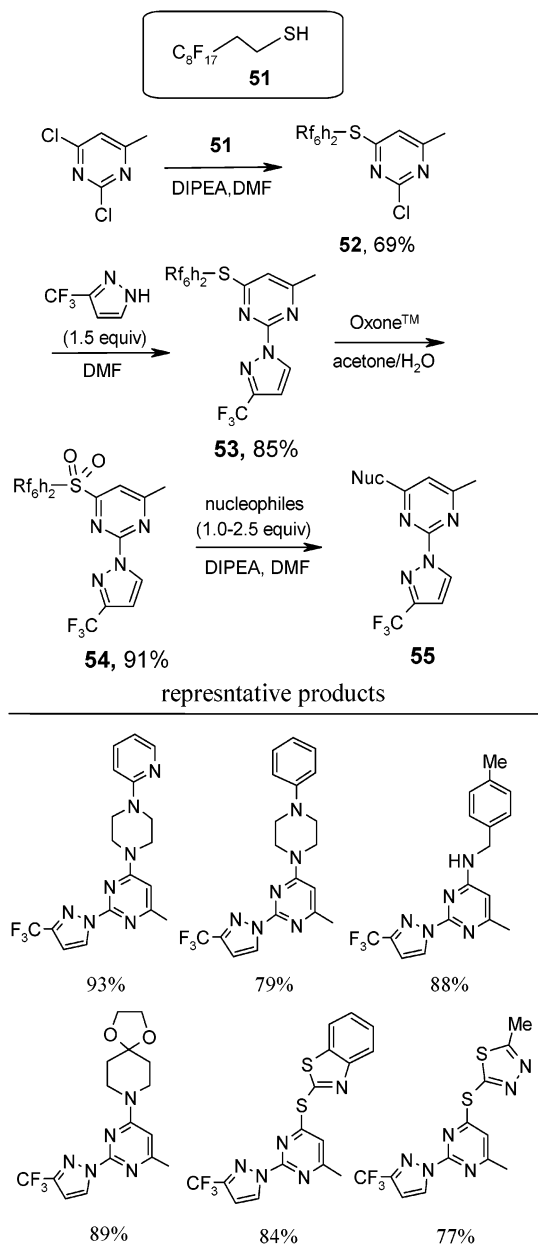
hydantoin and thiohydantoin library by parallel synthesis (Scheme 30).<sup>87</sup> Two fluorous amino esters **47** ( $\text{R}^1 = i\text{-Bu}$  and  $\text{Bz}$ ) underwent reductive amination with six aldehydes. Each of the twelve intermediates **48** was further reacted with 10 aryl isocyanates or aryl isothiocyanates. In situ cyclization of the resulting ureas or thioureas **49** displaced the fluorous tag and afforded heterocyclic products **50**. The average yields for this two-step synthesis were around 50% and purities of the final products after F-SPE were between 85 and 95%.

Examples of fluorous alcohol-protected amino acids in multicomponent reaction are described in section 2.6.2.

### 2.4.2. Thiol Tags

Fluorous thiol **51** has been used as a nucleophilic tag to displace the 4-chlorine of 2,4-dichloro-6-meth-

Scheme 31



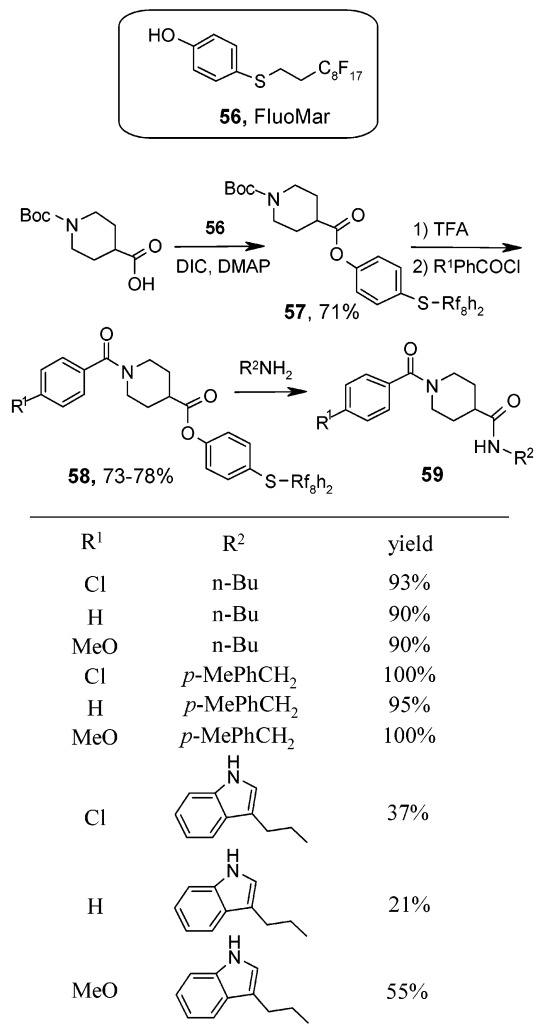
lpyrimidine (Scheme 31).<sup>88</sup> The tagged substrate **52** was further displaced with a 3-trifluoromethylpyrazole to give **53**. The thiol tag was then activated by oxidation to a sulfone **54** and displaced by a set of nucleophiles to afford disubstituted pyrimidines **55**. The purities of final products after F-SPE were greater than 90%.

#### 2.4.3. FluoMar

The Marshall resin is a popular linker in solid-phase organic synthesis. FluoMar has been recently introduced as a fluorous version of the Marshall resin for solution-phase synthesis (Scheme 32).<sup>89</sup> In the preparation of a demonstration library, carboxylic acids were coupled with FluoMar **56** under standard conditions using diisopropylcarbodiimide (DIC) and (dimethylamino)pyridine (DMAP). The intermediate **57** was deprotected and then coupled with acid chlorides to form amides **58**. The fluorous tags were

finally displaced with a set of amines to give amides **59**.

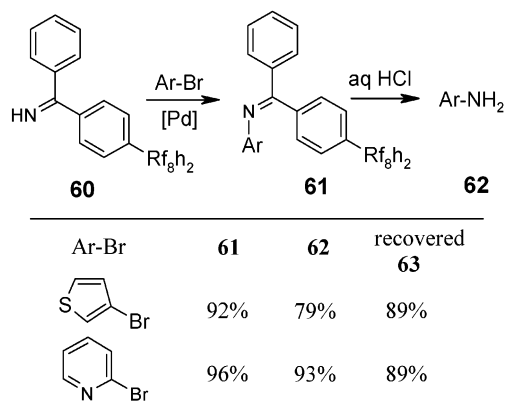
Scheme 32



#### 2.4.4. Fluorous Benzophenone Imines

Recently, Herr and co-workers<sup>90</sup> employed fluorous benzophenone imine **60** to react with aryl halides and triflates in a fashion analogous to Buchwald's procedure (Scheme 33).<sup>91</sup> Intermediate *N*-aryl benzophe-

Scheme 33



none imines **61** were purified by F-SPE and converted to amines **62** by hydrolysis. The fluorous benzophe-

none **63** byproduct (not shown) was recovered by F-SPE and used to regenerate **60**.

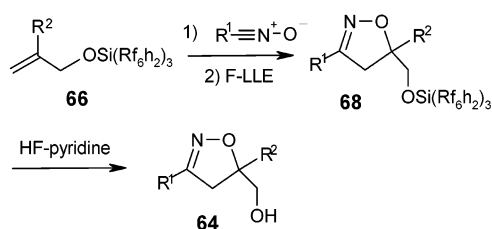
## 2.5. Fluorous Protecting Groups

Fluorous protecting groups have a “one stone hits two birds” effect in fluorous synthesis. The functional group protection and the fluorous tag introduction can be accomplished by a single operation. Slightly modified conventional solution-phase protection and deprotection conditions can be used for fluorous synthesis.

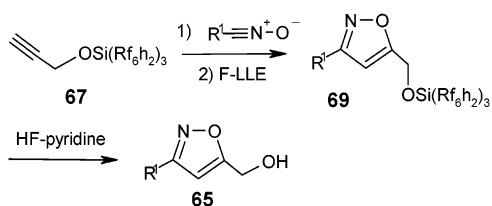
### 2.5.1. Fluorous Silyl

Studer and Curran developed a new approach to isoxazoline **64** and isoxazoles **65** by cycloadditions of nitrile oxides with heavy fluorous silyl-protected allyl- and propargyl alcohols **66** and **67**, respectively (Scheme 34).<sup>92</sup> Large excesses (4–8 equiv) of nitrile

**Scheme 34**



R <sup>1</sup>	R <sup>2</sup>	<b>68</b> , yield	<b>64</b> , yield (purity)
<i>t</i> -Bu	H	99%	99% (91%)
<i>t</i> -Bu	Me	99%	99% (99%)
Ph	H	99%	99% (95%)
Ph	Me	95%	95% (98%)
Me	H	29%	29% (93%)
Me	Me	31%	31% (99%)
Pr	H	48%	48% (94%)
Pr	Me	99%	99% (99%)

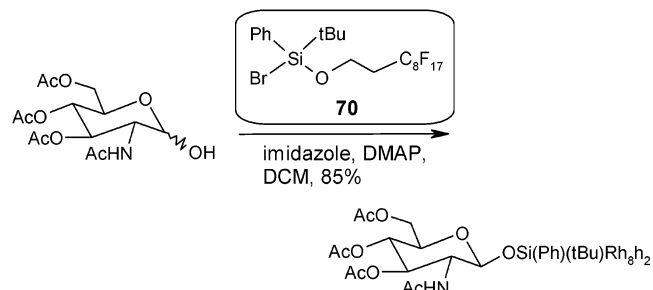


R <sup>1</sup>	<b>69</b> , yield	<b>65</b> , yield (purity)
<i>t</i> -Bu	99%	99% (99%)
Ph	73%	99% (98%)
Me	99%	99% (99%)
Pr	99%	99% (97%)

oxides were used to drive the cycloaddition reaction to completion. The cycloaddition products **68** and **69** were isolated from the unreacted nitrile oxides by the triphasic extraction with FC-72/benzene/H<sub>2</sub>O. The desilylations were performed with HF-pyridine in Et<sub>2</sub>O at room temperature. The final products **64** and **65** were isolated from the organic layer after a triphasic (FC-72, CH<sub>2</sub>Cl<sub>2</sub>, and aqueous NH<sub>4</sub>Cl) extraction. More examples of fluorous silyl protections in heterocyclic synthesis are discussed in sections 2.8 and 2.10.

Very recently, Manzoni reported the use of fluorous silyl reagent **70** to protect the anomeric position of sugar acceptors in the rapid synthesis of oligosaccharides by F-SPE purification (Scheme 35).<sup>93</sup>

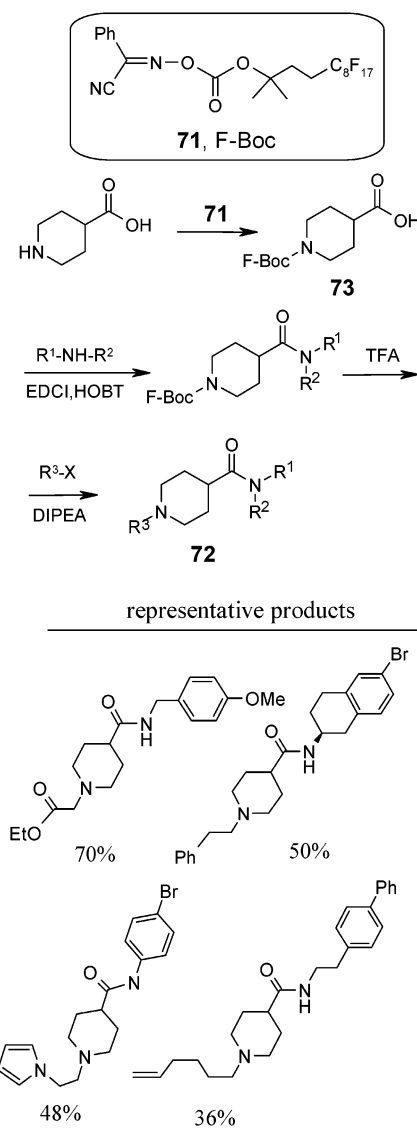
**Scheme 35**



### 2.5.2. Fluorous Boc

Curran and co-workers have prepared a series of F-BocON compounds containing different R<sub>f</sub> chains. The Boc-ON **71** with a single C<sub>8</sub>F<sub>17</sub> chain was used in the parallel synthesis of isonipecotic acid derivatives **72** (Scheme 36).<sup>94</sup> The amino group of the

**Scheme 36**



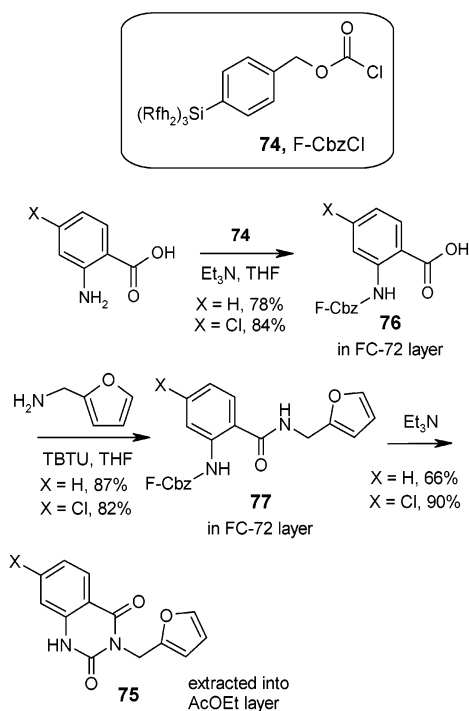


isonipecotic acid was first protected by the F-Boc. The fluorous intermediate **73** was then coupled with eight amines ( $R^1NHR^2$ ). After deprotection of the F-Boc with TFA, the resulting compounds were further reacted with twelve electrophiles ( $R^3X$ ) to give a 96-compound library.

### 2.5.3. Fluorous Cbz

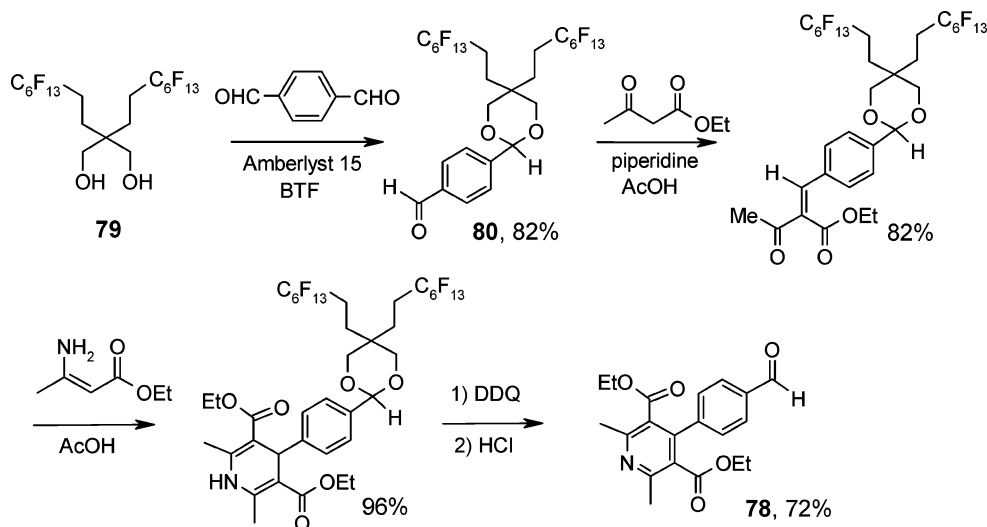
F-CbzCl **74** developed by Schwinn and Bannwarth has been applied in fluorous biphasic synthesis of quinazoline-2,4-diones **75** (Scheme 37).<sup>95</sup> Amidation

**Scheme 37**



of fluorous protected acid **76** followed by cyclative deprotection of **77** led to the formation of quinazoline-2,4-diones **75**. This chemistry has been modified by absorption of the fluorous chains onto the fluorous silica gel via strong fluorine-fluorine interactions to eliminate the use of fluorous solvents for the reaction and separations (section 2.8)

**Scheme 38**



The Curran group and FTI recently developed a light fluorous Cbz group. This protecting group has been applied to the protection of amino acids (see section 2.10.2).

### 2.5.4. Fluorous Diols

Read and Zhang recently reported the synthesis of acetals by reaction of aldehydes and ketones with fluorous 1,3-alkanediols containing mono- or difluorous chains.<sup>96</sup> The utility of fluorous diols as the carbonyl group protecting agents has been demonstrated in the synthesis of pyridine derivative **78** (Scheme 38).<sup>97</sup> One carbonyl group of a dialdehyde was selectively protected with fluorous diol **79**. The protected compound **80** underwent condensation, cycloaddition, and oxidation reactions and finally deprotected with HCl to afford substituted pyridine **78**.

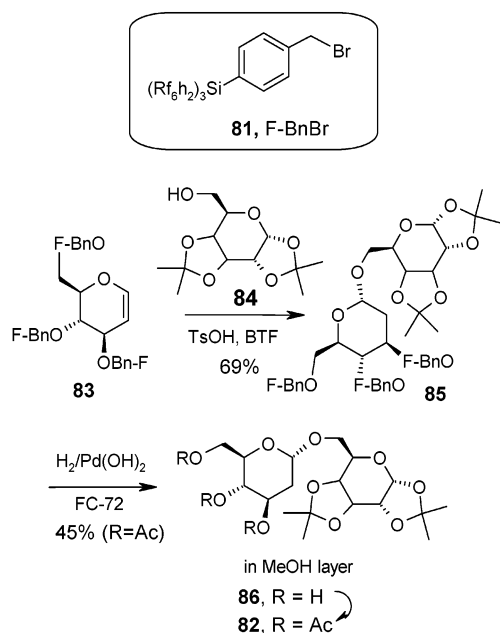
### 2.5.5. Fluorous Benzyl

Fluorous protecting groups have also been used in oligosaccharide synthesis. The utility of F-BnBr **81** as an alcohol protecting agent was demonstrated in the synthesis of disaccharide **82** (Scheme 39).<sup>98</sup> The hydroxyl group of D-glucal was protected with 4 equiv of F-BnBr using NaH as a base and BTF as the solvent. The crude tribenzyl glucal derivative **83** was purified by triphasic ( $H_2O/CH_2Cl_2/FC-72$ ) extraction to remove organic and inorganic materials followed by flash silica gel chromatography to remove the excess benzylating agent and other impurities. Fluorous glucal **83** was then coupled with excess diacetone galactose **84** under standard reaction conditions in BTF to give pure fluorous disaccharide **85** after triphasic extraction. Fluorous compound **85** was debenzylated by catalytic hydrogenation with  $H_2$  and  $Pd(OH)_2$  in FC-72. After another triphasic extraction, product **86** in the organic phase was acylated to give disaccharide **82**.

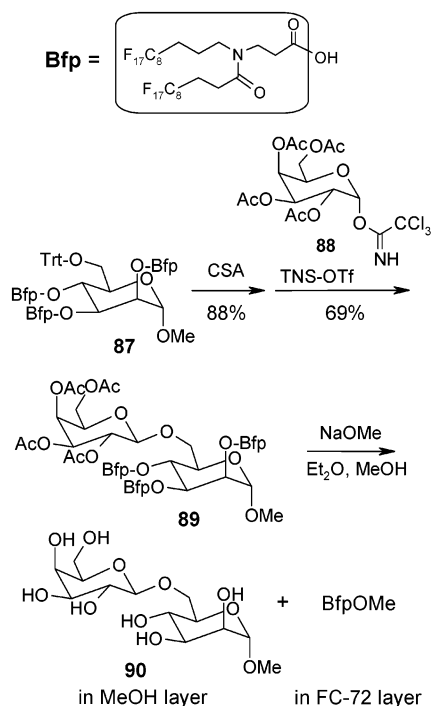
### 2.5.6. Fluorous Bfp

The Inazu group employed a fluorous propanoyl (Bfp) containing two  $C_8F_{17}$  chains to protect three hydroxyl groups of a mannose derivative (Scheme

## Scheme 39



## Scheme 40



40).<sup>99–101</sup> The triphenylmethyl (Trt) group of **87** was selectively removed by treatment with 10-camphorsulfonic acid (CSA). The deprotected hydroxyl group was coupled with galactose derivative **88** to give fluorinated disaccharide **89**. Deprotection of both the acetyl and Bfp groups followed by FC-72/MeOH extraction gave disaccharide **90** in MeOH layer in 93%. The protection group was recovered from the FC-72 layer as a methyl ester in 92%. A tetrasaccharide was also prepared by a similar approach.

## 2.6. Fluorous Multicomponent Reactions

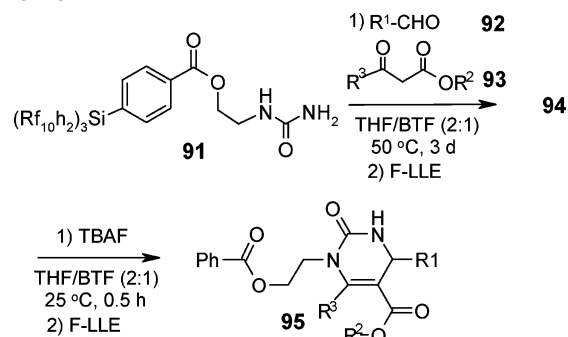
Multicomponent reactions have high efficiency in the construction of core structures with variable side chains. Since not all the components are used in

equal amounts and their reactivities may be different, excess or unreacted components in the reaction mixture may complicate the product purification. Fluorous multicomponent reactions can simplify the separation process.

## 2.6.1. Biginelli Reactions

In a collaboration work by the Wipf and Curran groups, a Biginelli reaction was carried out by using fluorinated urea **91** as the limiting agent, whereas  $\beta$ -ketone ester **92** and aldehyde **93** were each used in 10-fold excess (Scheme 41).<sup>102</sup> The condensed fluorinated dihydropyrimidines **94** were easily isolated by FC-84 extraction. The desilylated products **95** with TBAF were isolated in high purity by a second FC-84 extraction.

## Scheme 41

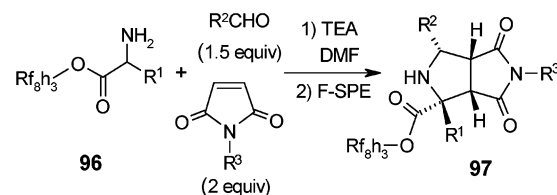


R1	R2	R3	<b>95</b>
Ph	Et	Me	71%
Ph	Et	Et	47%
2-naphthyl	Et	Me	55%
(4-MeO)Ph	Et	Me	69%
2-naphthyl	Me	Me	70%
2-naphthyl	Et	Et	60%

## 2.6.2. 1,3-Dipolar Cycloadditions

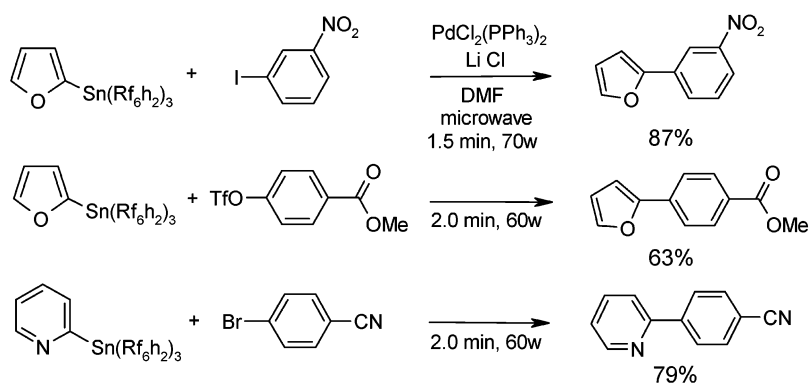
Fluorous amino esters **96** have been used in the synthesis of proline analogues by three component reactions (Scheme 42).<sup>103</sup> The 1,3-dipolar cycloaddition products **97** were isolated by F-SPE as single diastereomers. Adducts **97** have been used as a key scaffold in the construction of several highly functionalized tricyclic heterocycles.

## Scheme 42

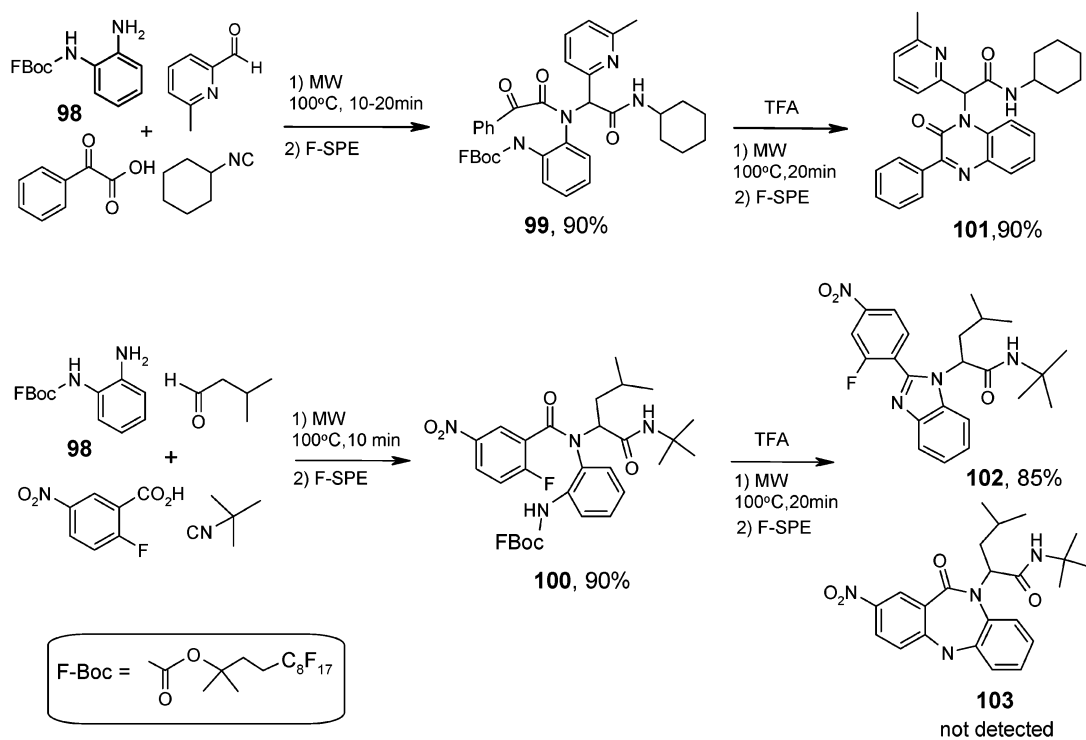


R1	R2	R3	yield
Me	<i>p</i> -MeOPh	Et	85%
Me	<i>p</i> -MePh	Et	80%
H	<i>p</i> -MeOPh	Et	63%
H	<i>p</i> -MePh	Et	55%
Ph	<i>p</i> -MeOPh	Et	65%

## Scheme 43



## Scheme 44



## 2.6.3. Ugi Reactions

See section 2.7.2.

## 2.7. Microwave-Assisted Fluorous Reactions

The combination of microwave reaction and fluorous separation can speed up both the reaction and separation process.<sup>6</sup> Since fluorous tags are thermally stable and the tagged molecules have solution-phase character, fluorous synthesis is believed to be superior to solid-phase synthesis under microwave heating.

## 2.7.1. Stille Couplings

The Curran and Hallberg groups employed a single-mode microwave reactor to promote fluorous reactions. A similar fluorous tin hydride-based reaction described in Scheme 7 was finished within 6 min under microwave. Scheme 43 shows that fluorous Stille couplings can be done in less than 2 min.<sup>104,105</sup>

## 2.7.2. Ugi Reactions

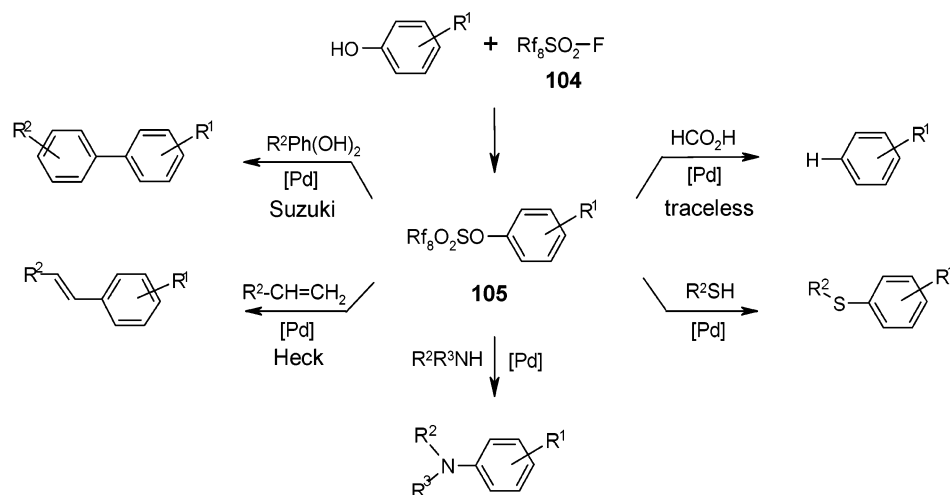
Hulme and co-workers reported a nice Ugi/de-Boc/cyclization sequence in the synthesis of different

heterocyclic cores including quinoxalinone, benzazepine, and benzimidazole.<sup>106–109</sup> The reactions gave excellent yields, but the Ugi reactions were slow (36–48 h) and the condensation products were purified by double scavenging with immobilized tosylhydrazide and diisopropylethylamine to remove excess aldehydes and unreacted acids. The deprotection of the F-Boc group with TFA required 4–24 h. These reactions were recently modified by using fluorous Boc protected aniline **98**. The reaction times for both steps were reduced to less than 20 min under microwave conditions (Scheme 44).<sup>110</sup> The Ugi condensation products **99** and **100** were purified by F-SPE instead of double-scavenging. After the deprotection of **100**, benzimidazole **102** was isolated as a single product in good yield, whereas in the originally reported thermo Boc deprotection, benzazepine **103** was also detected.

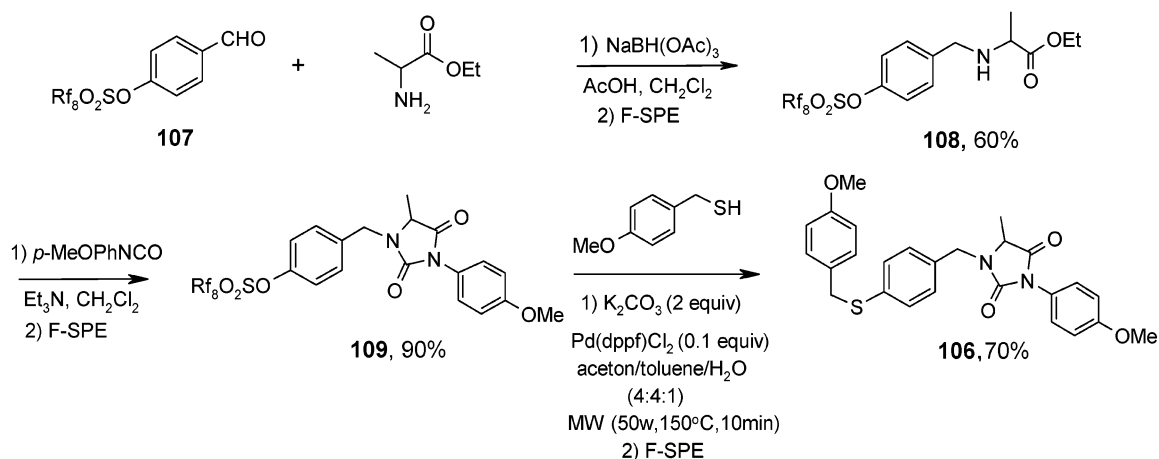
## 2.7.3. Perfluorosulfonate-Based Cross Couplings

A series of fluorous sulfonate-based Pd-catalyzed reactions under microwave conditions has been explored (Scheme 45).<sup>111</sup> The fluorous sulfonate tag **104**

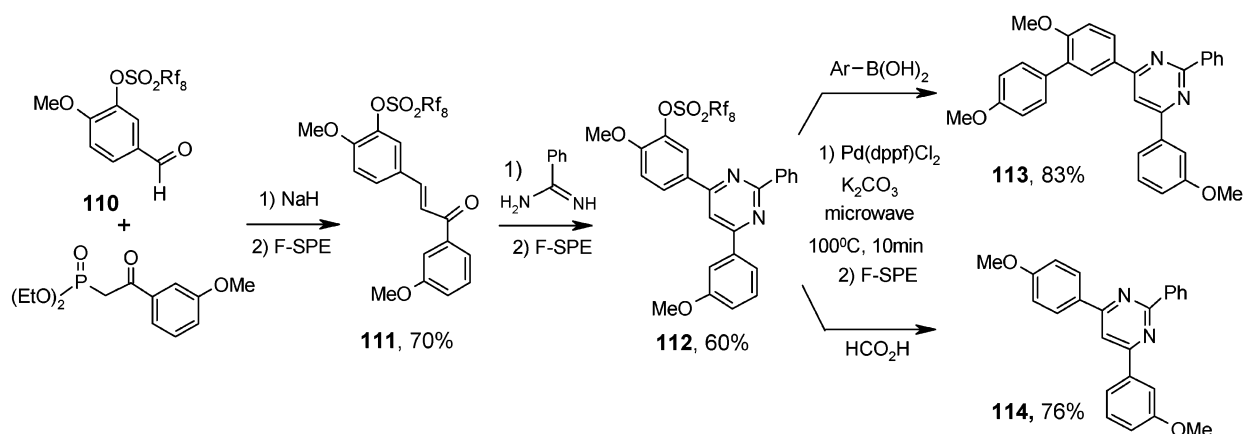
Scheme 45



Scheme 46



Scheme 47



was also used in the multistep synthesis of heterocycles. An example of synthesis of substituted hydantoin **106** is outlined in Scheme 46. Intermediate **108** was prepared by reductive amination of **107**. This compound was then reacted with an isocyanate to form substituted hydantoin **109**. A palladium-catalyzed cross-coupling reaction was carried out under microwave irradiation to convert F-sulfonates **109** to the sulfide **106**.<sup>112</sup>

In another fluorinated sulfonate-based multistep synthesis, tagged substrate **110** was taken through two

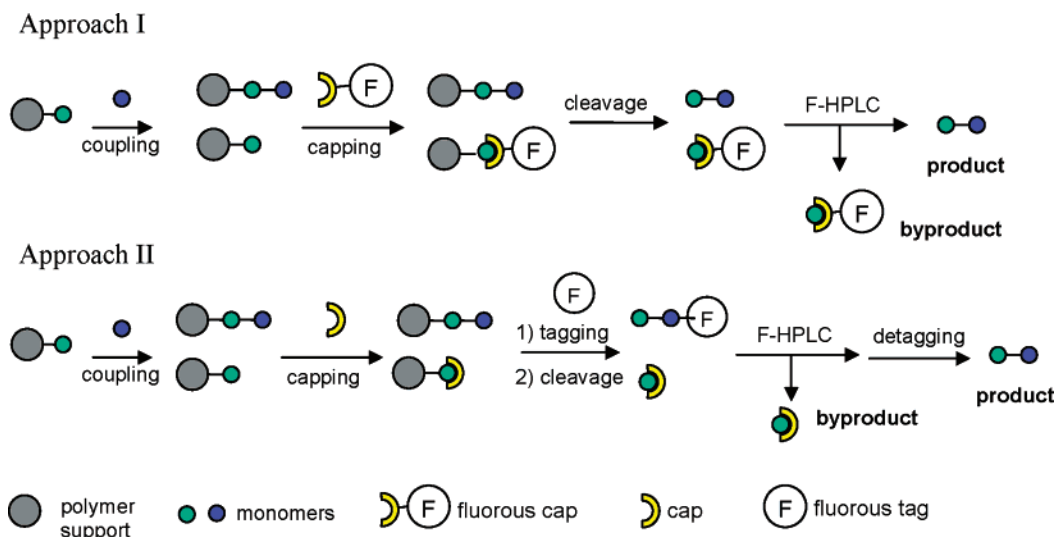
transformations before the microwave reactions.<sup>111</sup> Fluorous sulfonate **112** was reacted with boronic acids to generate the C–C bond of biaryl compounds **113** or reacted with  $\text{HCO}_2\text{H}$  to give traceless detag product **114** (Scheme 47).

## 2.8. Fluorous Solid-Phase Synthesis (F-SPS)

### 2.8.1. Oligomer Synthesis

The fluorinated tagging strategy has been used in the solid-phase synthesis of oligosaccharides and pep-

## Scheme 48

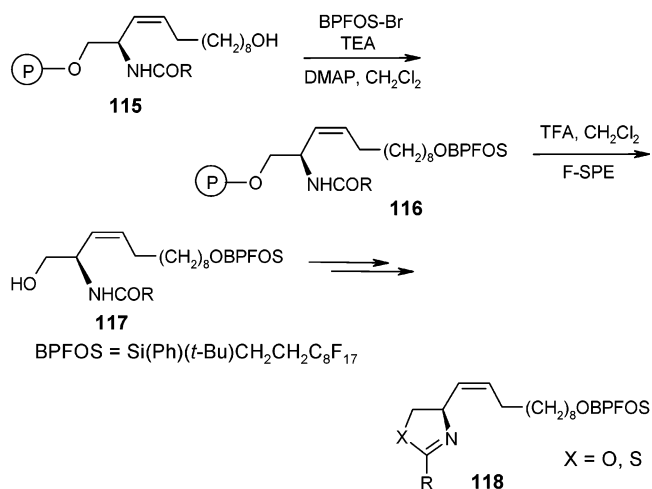


tides.<sup>113–115</sup> Two general fluorous approaches in oligomer synthesis are shown in Scheme 48. The first approach employs fluorous material to cap the deletion sequences after each coupling reactions. At the end of the synthesis, all sequences are cleaved from the resin. Since only the desired product is nonfluorous, it is separated from the fluororous byproduct by F-HPLC. In the second approach, organics are used to cap the deletion sequences, while the desired sequence is captured by a fluororous tag after the last coupling. After F-HPLC purification and detagging, the target molecule is obtained. Inazu employed this method in peptide synthesis.<sup>115</sup>

## 2.8.2. Small Molecule Synthesis

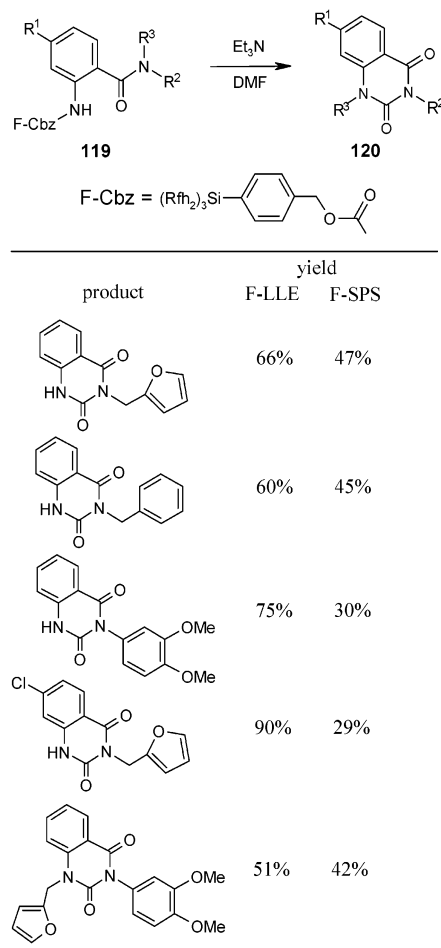
Wipf and Rover introduced fluorous tagging strategy into the solid-phase synthesis of small molecules (Scheme 49).<sup>116</sup> Intermediates **115** prepared on the resin over several steps were attached to a fluorous silyl group (BPFOS). The fluorous molecule **116** was then cleaved from the resin together with nonfluorous byproducts resulting from previous solid-phase reaction steps. The fluorous tagged product **116** was isolated by F-SPE and subjected to additional transformations to afford desired oxazoles and thioazoles **118** as curacin analogues.

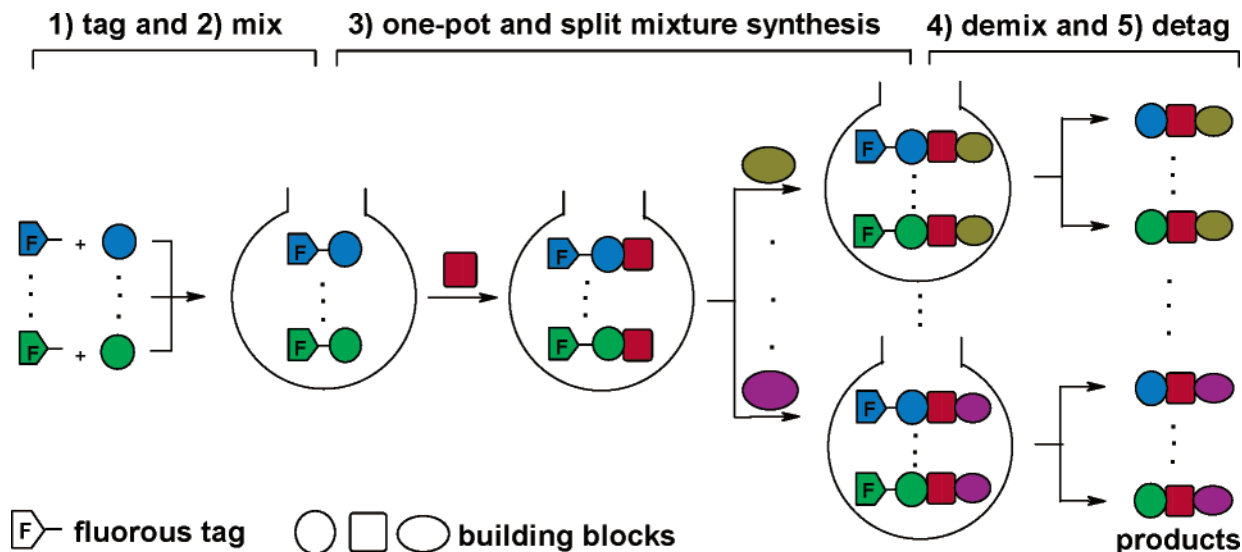
## Scheme 49



Bannwarth and co-workers recently modified the F-SPS of quinazoline-2,4-diones described in section 2.5.3.<sup>117</sup> The new method eliminated F-LLE and hence the fluorous solvent. The heavy fluorous Cbz-tagged intermediates **119** were mixed with fluorous silica gel in the organic solvent. The fluorous molecules were believed to be absorbed by the silica gel through strong fluorine–fluorine interactions. After the cyclization reaction, products **120** were released, whereas the cleaved tags still adsorbed onto the silica

## Scheme 50





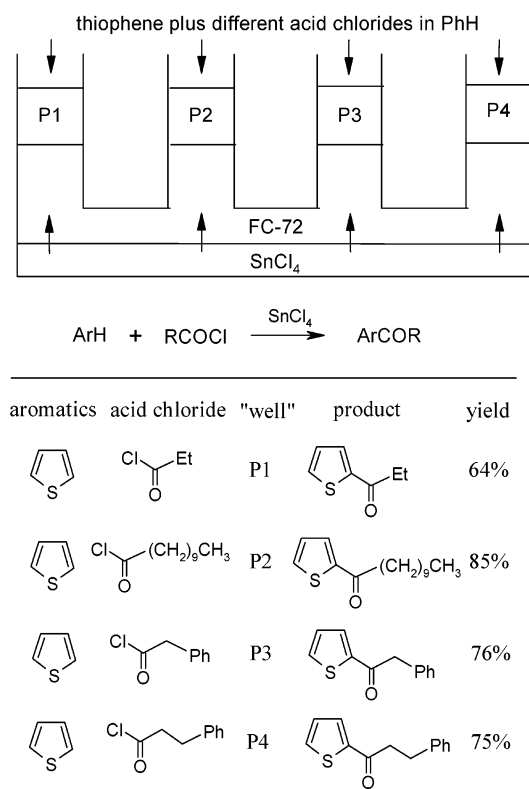
**Figure 11.** Schematic diagram of the concept of FMS.

gel. The products were isolated by simple filtration. The comparison results using F-LLE and F-SPS are listed in Scheme 50.

## 2.9. Triphasic Reactions

The Curran and Ryu groups developed the highly innovative triphasic reaction systems. The mechanism of triphasic systems for detagging and phase-vanishing reactions has been described in section 1.4.3. Ryu and co-workers recently employed the phase-vanishing method in Friedel–Crafts acylation of thiophene with  $\text{SnCl}_4$  as Lewis acid.<sup>118</sup> Reactions were carried out in parallel U-tubes charged with three layers of liquids with different density (Scheme

**Scheme 51**



51). The heavier  $\text{SnCl}_4$  was at the bottom, FC-72 in the middle, and a benzene solution of thiophene and four different acid chlorides floating on the top of each U-tube (P1 to P4). The  $\text{SnCl}_4$  layer was gently stirred without mixing of three layers until this layer was disappeared in about 30 min. At the same time, the benzene layer was gradually turned to dark purple indicating the transfer in of  $\text{SnCl}_4$ . After an additional 2.5 h, the reaction was over and products were harvested from the benzene layers at the top of each "well" of the U-tube. No cross contamination was detected. This experiment demonstrates that the traditional organic synthesis using a dropping funnel can be accomplished in a triphasic system with chemical control of addition rates.

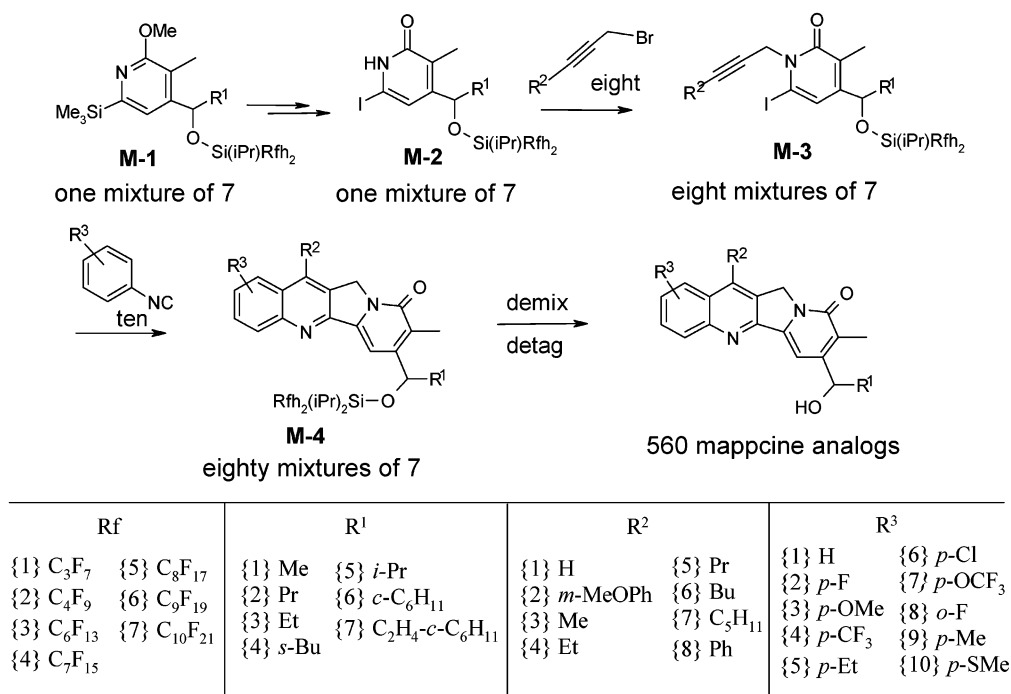
## 2.10. Fluorous Mixture Synthesis (FMS)

FMS has been developed based on predictable and reliable F-HPLC for intermediate analysis and product demixing.<sup>8,33,119</sup> This is the first highly efficient solution-phase mixture synthesis technique to make individual pure compound libraries. A schematic overview using three components FMS as an example is shown in Figure 11. The analogous starting materials are paired with different fluorine tags. The tagged substrates are mixed together and taken through a multistep synthesis to incorporate new diversities. After the synthetic sequence is over, each mixture is demixed by F-HPLC followed by detagging to give the individually pure final products.

### 2.10.1. Library Synthesis

The power of FMS has been demonstrated by preparation of a 560-membered mappicine library (Scheme 52).<sup>8,33</sup> A mixture of seven pyridines **M-1** (7 different  $\text{R}^1$  groups) was carried through a 4-step reaction sequence including two one-pot reactions and two split-parallel reactions. The first split of **M-2** to 8 portions for *N*-propargylation (8 different  $\text{R}^2$

## Scheme 52. 7-Component FMS of a 560-Member Mappicine Library

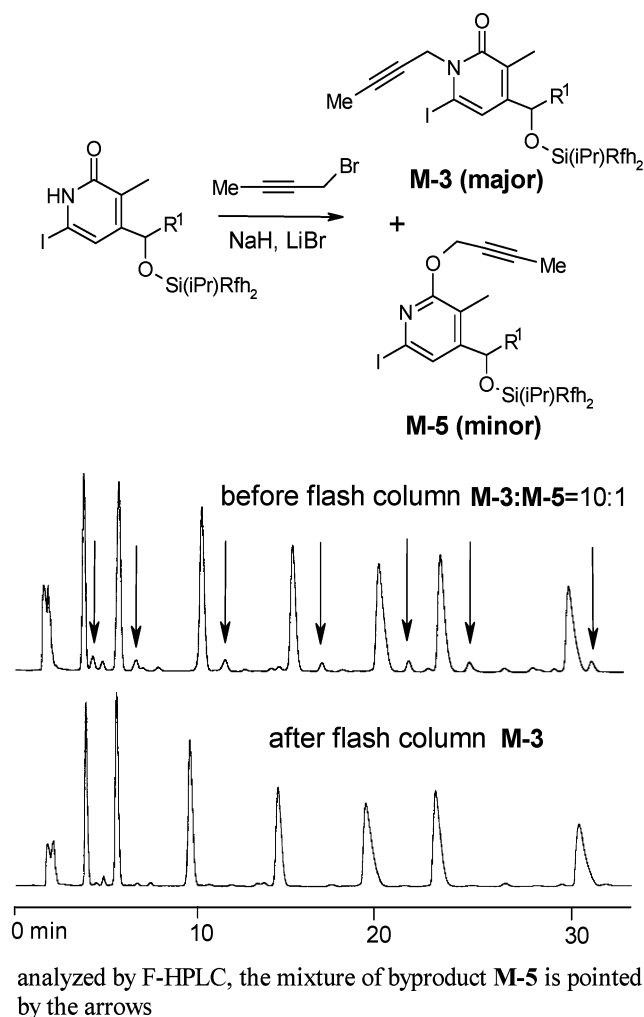


groups) was followed by second split to 10 portions for cascade radical annulations with isonitriles (10 different R<sup>3</sup> groups). The FMS ended up with eighty mixtures **M-4** which were demixed by F-HPLC followed by detagging with HF-pyridine to give a 560-member mappicine library (Figure 3).

The quality control on reaction intermediates is a unique feature of FMS. The reaction mixtures can be analyzed by F-HPLC and purified by normal flash column chromatography to remove impurity in a mixed mode. Figure 12 demonstrates the intermediate purification at the alkylation step. The propagation of **M-2** resulted in two sets of mixtures each having 7-components, one set from *N*-alkylation and another set from *O*-alkylation. Seven desired *N*-alkylation products were separated from seven *O*-alkylation byproducts **M-5** by normal flash column chromatography based on the different polarities of the *O*- and *N*-alkylated compounds. The synthesis of this 560-membered library required only 90 reactions (not including the detagging step) and 90 chromatography steps (including F-HPLC demixing).

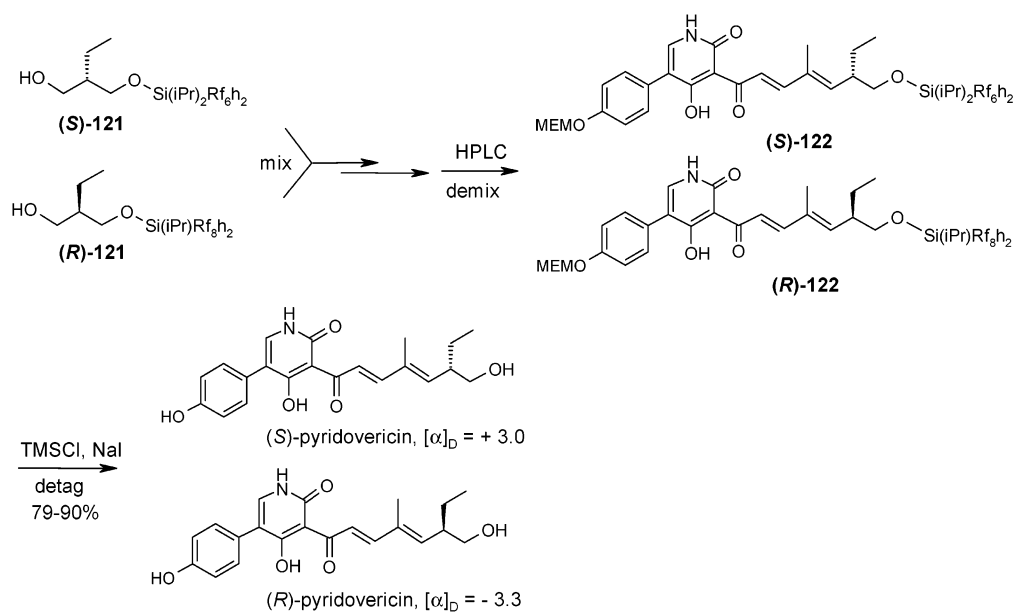
## 2.10.2. Enantiomer Synthesis

The parallel synthesis of both enantiomerically pure products is a common strategy in the determination of absolute configuration of a chiral natural product. Two enantiomerically pure products now can be made by one-pot quasiracemic FMS. In the synthesis of enantiomers of pyridovericin,<sup>120</sup> Curran and co-workers used two different fluorous silanes (Rf = C<sub>6</sub>F<sub>13</sub> and C<sub>8</sub>F<sub>17</sub>) to tag (*S*)- and (*R*)-enantiomerically pure starting materials **121**. The combined quasienantiomeric mixture was then taken through a multistep synthesis followed by F-HPLC demixing and detagging to afford two enantiomerically pure pyridovericins (Scheme 53). Quasiracemic synthesis is the simplest version of FMS which has only two mixture compo-

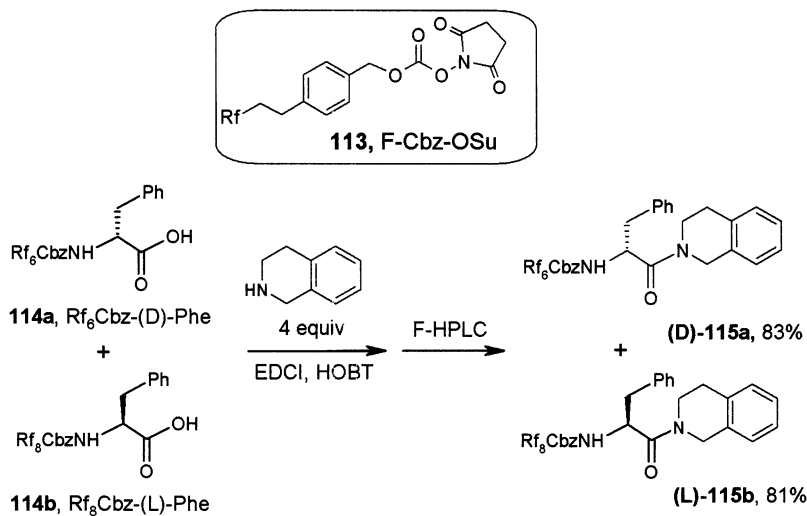


**Figure 12.** Analysis of a mixture of propargylation products before and after standard flash column chromatography purification.

## Scheme 53



## Scheme 54



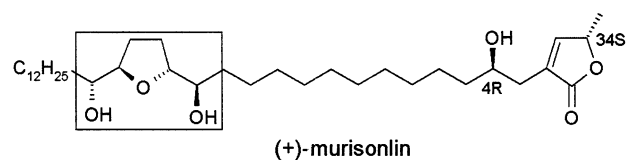
nents and without splitting involved in the synthesis.

In another application of quasienantiomeric FMS conducted by the Curran group and FTI, the D- and L-phenylalanines were tagged with newly developed fluororous Cbz-OSu **113** with different length of Rf groups ( $C_6F_{13}$  and  $C_8F_{17}$ ), respectively.<sup>121</sup> The mixture of these two quasienantiomers **114a** and **114b** was then coupled with tetrahydroisoquinoline under standard conditions (Scheme 54). The crude product was both purified and resolved into its quasienantiomeric components **115a** and **115b** by fluororous HPLC.

## 2.10.3. Diastereomer Synthesis

Curran and co-workers also employed FMS technique to synthesize (+)-murisonin and its diastereomers.<sup>122</sup> The murisonin family of acetogenins has six diastereocenters and this research focused on the rapid synthesis of sixteen stereoisomers of the dihy-

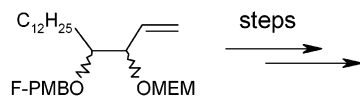
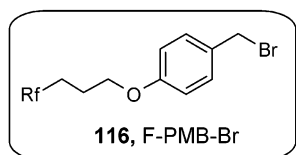
doxy tetrahydrofuran fragment (shown in the box) with the 4(R) and 34(S) centers fixed.



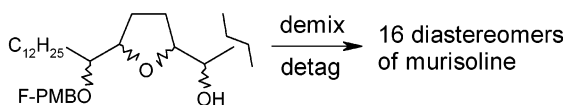
The FMS approach started with **M-6**, a mixture of four enantiomerically pure compounds, each tagged with a PMB group of differing fluorine content (Rf) (Scheme 55). This mixture was then taken through multiple synthetic steps, including two splits and parallel syntheses to provide **M-7**, which contains four mixtures of four tagged products (16 products in total). Fluororous HPLC demixing of the four mixtures based on tag fluorine content followed by detagging provided all sixteen of the desired diastereomers of murisonin. Since this fluororous mixture



## Scheme 55



**M-6**, 1 mixture of 4 isomers



**M-7**, 4 mixtures of 4 isomers

synthesis has a total of 39 steps, compared to 156 steps that would be required to accomplish the same transformations using tradition, nonmixture techniques, the efficiency advantage is obvious.

### 3. Conclusions

Fluorous technologies have become a new synthetic method to fill the gap between traditional solution-phase and solid-phase syntheses. Since the birth in the early 1990s, fluorous technologies have been growing into their "adolescence" and will assume a more important role in heterocyclic synthesis and other areas of organic and medicinal chemistries.

### 4. Acknowledgment

I thank Prof. Dennis Curran for introducing me to the area of fluorous chemistry and my co-workers at FTI for their research contributions. I appreciate the National Institutes of General Medical Sciences for generous SBIR and STTR funding (Grants 1R43GM-062717-01, 2R44GM062717-02, 1R43GM066415-01, 1R43GM067326-01, and 1R41AI54198-01).

### 5. References

- Studer, A.; Hadida, S.; Ferritto, S. Y.; Kim, P. Y.; Jeger, P.; Wipf, P.; Curran, D. P. *Science* **1997**, *275*, 823.
- Curran, D. P. *Angew. Chem., Int. Ed.* **1998**, *37*, 1175.
- Vogt, M. Ph.D. Thesis, Technische Hochschule Aachen, Aachen, Germany, 1991.
- Zhu, D.-W. *Synthesis* **1993**, 953.
- Horvath, I. T.; Rabai, T. *Science* **1994**, *266*, 72.
- Zhang, W. *Tetrahedron*, **2003**, *59*, 4475.
- Curran, D. P.; Hadida, S.; He, M. *J. Org. Chem.* **1997**, *62*, 6714.
- Luo, Z.; Zhang, Q.; Oderaotoshi, Y.; Curran, D. P. *Science* **2001**, *291*, 1766.
- Nakamura, H.; Linclau, B.; Curran, D. P. *J. Am. Chem. Soc.* **2001**, *123*, 10119.
- Wende, M.; Gladysz, J. A. *J. Am. Chem. Soc.* **2003**, *125*, 5861.
- Curran, D. P. *Chemtracts-Org. Chem.* **1996**, *9*, 75.
- Horvath, I. T. *Acc. Chem. Res.* **1998**, *31*, 641.
- de Wolf, E.; van Koten, G.; Deelman, B.-J. *Chem. Soc. Rev.* **1999**, *28*, 37.
- Cavazzinni, M.; Montannari, F.; Pozzi, G.; Quici, S. *J. Fluorine Chem.* **1999**, *94*, 183.
- BarthelRosa, L.; Gladysz, J. A. *Coord. Chem. Rev.* **1999**, *192*, 587.
- Curran, D. P. *Med. Res. Rev.* **1999**, *19*, 432.
- Curran, D. P. *Pure Appl. Chem.* **2000**, *72*, 1649.
- Curran, D. P. In *Stimulating Concepts in Chemistry*; Stoddard, F., Reinhold, D., Shibasaki, M. Eds.; Wiley-VCH: New York, 2000; p 25.
- Gladysz, J. A. *Actualite Chim.* **2000**, *9*, 47.
- Curran, D. P.; Hadida, S.; Studer, A.; He, M.; Kim, S.-Y.; Luo, Z.; Larhed, M.; Hallberg, M.; Linclau, B. In *Combinatorial Chemistry: A Practical Approach*; Fenniri, H., Ed.; Oxford University Press: Oxford, 2001; Vol. 2, p 327.
- Curran, D. P.; Lu, Z. *Green Chem.* **2001**, *3*, G3.
- Curran, D. P. *Synlett* **2001**, 1488.
- For a special issue on fluorous chemistry, see: Gladysz, J. A.; Curran, D. P. *Tetrahedron* **2002**, *58*, 3823.
- Tzschucke, C. C.; Markert, C.; Bannwarth, W.; Roller, S.; Hebel, A.; Haag, R. *Angew. Chem., Int. Ed.* **2002**, *41*, 3964.
- Dobbs, A. P.; Kimberley, M. R. *J. Fluorine Chem.* **2002**, *118*, 3.
- Yoshida, J.-I.; Itami, K. *Chem. Rev.* **2002**, *102*, 3693.
- Pozzi, G.; Shepperson, I. *Coord. Chem. Rev.* **2003**, *242*, 115.
- In *The Handbook on Fluorous Chemistry*; Gladysz, J. A., Hovath, I., Curran, D. P., Eds; Wiley-VCH: in press.
- Web address: [www.fluorous.com](http://www.fluorous.com).
- For more information on F-SPE, log on to: [http://fluorous.com/download/an\\_spe.pdf](http://fluorous.com/download/an_spe.pdf).
- Curran, D. P.; Luo, Z. *J. Am. Chem. Soc.* **1999**, *121*, 9069.
- Curran, D. P.; Oderaotoshi, Y. *Tetrahedron* **2001**, *57*, 5243.
- Zhang, W.; Luo, Z.; Chen, C. H.-T.; Curran, D. P. *J. Am. Chem. Soc.* **2002**, *124*, 10443.
- <http://www.keystonescientific.com>.
- Gerendsen, G. E.; de Galan, L. *J. Liquid Chromatogr.* **1978**, *1*, 403.
- Gerendsen, G. E.; Pikaart, K. A.; de Galan, L.; Olieman, C. *Anal. Chem.* **1980**, *52*, 1990.
- Billiet, H. A. H.; Schoenmakers, P. J.; de Galan, L. *J. Chromatogr.* **1981**, *218*, 443.
- Sadek, P. C.; Carr, P. W. *J. Chromatogr.* **1984**, *288*, 25.
- Nakamura, Y.; Takeuchi, S.; Okumura, K.; Ohgo, Y.; Matsuzawa, H.; Mikami, K. *Tetrahedron Lett.* **2003**, *44*, 6221.
- Matsuzawa, H.; Mikami, K. *Tetrahedron Lett.* **2003**, *44*, 6227.
- Matsuzawa, H.; Mikami, K. *Synlett* **2003**, 1607.
- Fluorous silica gel cartridges for flash chromatography are available from Biotage and Isco.
- Luo, Z.; Swaleh, S. M.; Theil, F.; Curran, D. P. *Org. Lett.* **2002**, *4*, 2585.
- Theil, F.; Sonnenschein, H. *Pharma Chem* **2003**, *2* (5), 32.
- Ryu, I.; Matsubara, H.; Yasuda, S.; Nakamura, H.; Curran, D. P. *J. Am. Chem. Soc.* **2003**, *124*, 12945.
- Arnold, L. D.; Assil, H. I.; Vederas, J. *J. Am. Chem. Soc.* **1989**, *111*, 3973-3976.
- Tunoori, A. R.; Dutta, D.; Georg, G. I. *Tetrahedron Lett.* **1998**, *39*, 8751-8754.
- Starkey, G. W.; Parlow, J. J.; Flynn, D. L. *Bioorg. Med. Chem. Lett.* **1998**, *8*, 2384.
- Kiankarimi, M.; Lowe, R.; McCarthy, J. R.; Whitten, J. P. *Tetrahedron Lett.* **1999**, *40*, 4497.
- Pelletier, J. C.; Kincaid, S. *Tetrahedron Lett.* **2000**, *41*, 787.
- Barrett, A. G. M.; Roberts, R. S.; Schroder, J. *Org. Lett.* **2000**, *2*, 2999.
- Dandapani, S.; Curran, D. P. *Tetrahedron* **2002**, *58*, 3855.
- For the use of fluorous DEAD combined with normal phosphine, see: Dobbs, A. P.; McGregor-Johnson, C. *Tetrahedron Lett.* **2002**, *43*, 2807.
- Zhang, W.; Curran, D. P.; Chen, C. H.-T. *Tetrahedron* **2002**, *58*, 3871.
- Zhang, W.; Chen, C. H.-T.; Nagashima, T. *Tetrahedron Lett.* **2003**, *44*, 2065.
- Lindsley, C. W.; Zhao, Z.; Leister, W. H. *Tetrahedron Lett.* **2002**, *43*, 4225.
- Lindsley, C. W.; Zhao, Z.; Leister, W. H. Strauss K. A. *Tetrahedron Lett.* **2002**, *43*, 6319.
- Werner, S.; Curran, D. P. *Org. Lett.* **2003**, 3293.
- Zhang, W.; Chen, C. H.-T. Unpublished results.
- Lindsley, C. W.; Zhao, Z.; Newton, R. C.; Leister, W. Strauss, K. A. *Tetrahedron Lett.* **2002**, *43*, 4467.
- Grigg, R.; York, M. *Tetrahedron Lett.* **2000**, *41*, 7255.
- Schneider, S.; Bannwarth, W. *Angew. Chem., Int. Ed.* **2000**, *39*, 4142.
- Osswald, T.; Schneider, S.; Wang, S.; Bannwarth, W. *Tetrahedron Lett.* **2001**, *42*, 2965.
- Schneider, S.; Bannwarth, W. *Helv. Chim. Acta* **2001**, *84*, 735.
- De Campo, F.; Lastercoueres, D.; Vincent, J.-M.; Verlhac, J.-B. *J. Org. Chem.* **1999**, *64*, 4969.
- Yao, Q.; Zhang, Y. *J. Am. Chem. Soc.* **2004**, *126*, 74.
- Hadida, S.; Super, M. S.; Beckman, E. J.; Curran, D. P. *J. Am. Chem. Soc.* **1997**, *119*, 7406.
- Curran, D. P.; Hadida, S.; Kim, S.-Y.; Luo, Z. *J. Am. Chem. Soc.* **1999**, *121*, 6607.
- Ryu, I.; Niguma, T.; Minakata, S.; Komatsu, M.; Hadida, S.; Curran, D. P. *Tetrahedron Lett.* **1997**, *38*, 7883.
- Mulholland, K. 16<sup>th</sup> Process Development Symposium, SCI, December 3, 1998, London, U.K.
- Curran, D. P.; Hoshino, M. *J. Org. Chem.* **1996**, *61*, 6480.
- Hoshino, M.; Degenkolb, P.; Curran, D. P. *J. Org. Chem.* **1997**, *62*, 8341.

- (73) Curran, D. P.; Hadida, S.; Kim, S.-Y. *Tetrahedron* **1999**, *55*, 8997.
- (74) Hao, X.; Yamazaki, O.; Yoshida, A.; Nishikido, J. *Green Chem.* **2003**, *5*, 534.
- (75) Yoshida, A.; Hao, X.; Yamazaki, O.; Nishikido, J. *Green Chem.* **2003**, *5*, 554.
- (76) Yamazaki, O.; Hao, X.; Yoshida, A.; Nishikido, J. *Tetrahedron Lett.* **2003**, *44*, 8791.
- (77) Crich, D.; Hao, X.; Lucas, M. A. *Org. Lett.* **1999**, *1*, 269.
- (78) Crich, D.; Hao, X.; Lucas, M. A. *Tetrahedron* **1999**, *55*, 14261.
- (79) Crich, D.; Barba, G. R. *Org. Lett.* **2000**, *2*, 989.
- (80) Crich, D.; Neelamkavil, S.; Sartillo-Piscil, F. *Org. Lett.* **2000**, *2*, 4029.
- (81) Brink, G.-J.; Vis, J. M.; Arends, I. W. C. E.; Sheldon, R. A. *Tetrahedron* **2002**, *58*, 3977.
- (82) Barthelemy, S.; Schneider, S.; Wang, S.; Bannwarth, W. *Tetrahedron Lett.* **2002**, *43*, 807.
- (83) Lindsley, C. W.; Zhou, Z. In *The Handbook on Fluorous Chemistry*, Gladysz, J., Hovath, I., Curran, D., Eds; Wiley-VCH: in press.
- (84) Wipf, P.; Reeves, J. T.; Balachandran, R.; Giuliano, K. A.; Hamel, E.; Day, B. W. *J. Am. Chem. Soc.* **2000**, *122*, 9391.
- (85) Wipf, P.; Methot, J.-L. *Org. Lett.* **1999**, *1*, 1253.
- (86) Zhang, W.; Lu, Y. *Org. Lett.* **2003**, *5*, 2555.
- (87) Lu, Y.; Zhang, W. Unpublished results.
- (88) Zhang, W. *Org. Lett.* **2003**, *5*, 1011.
- (89) Chen, C. H.-T.; Zhang, W. *Org. Lett.* **2003**, *5*, 1015.
- (90) Cioffi, C. L.; Berlin, M. L.; Herr, R. J. *Synlett*, **2004**, 841.
- (91) Wolfe, J. P.; Ahman, J.; Sadighi, J. P.; Singer, R. A.; Buchwald, S. L. *Tetrahedron Lett.* **1997**, *38*, 6367.
- (92) Studer, A.; Curran, D. P. *Tetrahedron* **1997**, *53*, 6681.
- (93) Mazoni, L. *Chem. Commun.* **2003**, 2930.
- (94) Luo, Z.; Williams, J.; Read, R. W.; Curran, D. P. *J. Org. Chem.* **2001**, *66*, 4261.
- (95) Schwinn, D.; Bannwarth, W. *Helv. Chim. Acta* **2002**, *85*, 255.
- (96) Read, R.; Zhang, C. *Tetrahedron Lett.* **2003**, *44*, 7045.
- (97) Read, R.; Zhang, C. (University of New South Wales). Unpublished results.
- (98) Curran, D. P.; Ferritto, R.; Hua, Y. *Tetrahedron Lett.* **1998**, *39*, 4937.
- (99) Miura, T.; Hirose, Y.; Ohmae, M.; Inazu, T. *Org. Lett.* **2001**, *3*, 3947.
- (100) Miura, T.; Inazu, T. *Tetrahedron Lett.* **2003**, *44*, 1819.
- (101) Miura, T.; Goto, K.; Hosaka, D.; Inazu, T. *Angew. Chem., Int. Ed.* **2003**, *42*, 2047.
- (102) Studer, A.; Jeger, P.; Wipf, P.; Curran, D. P. *J. Org. Chem.* **1997**, *62*, 2917.
- (103) Zhang, W.; Lu, Y.; Chen, C. H.-T. Unpublished results.
- (104) Larhed, M.; Hoshino, M.; Hadida, S.; Curran, D. P.; Hallberg, A. *J. Org. Chem.* **1997**, *62*, 5583.
- (105) Olofeeson, K.; Kim, S.-Y.; Larhed, M.; Curran, D. P.; Hallberg, A. *J. Org. Chem.* **1999**, *64*, 4539.
- (106) Hulme, C.; Gore, C. *Curr. Med. Chem.* **2003**, *10*, 51.
- (107) Tempest, P.; Ma, V.; Kelly, M. G.; Jones, W.; Hulme, C. *Tetrahedron Lett.* **2001**, *42*, 4963.
- (108) Nixey, T.; Tempest, P.; Hulme, C. *Tetrahedron Lett.* **2002**, *43*, 1637.
- (109) Tempest, P.; Pettus, L.; Gore, V.; Hulme, C. *Tetrahedron Lett.* **2003**, *44*, 1947.
- (110) Zhang, W. Unpublished results.
- (111) Zhang, W.; Chen, C. H.-T.; Lu, Y.; Nagashima, T. *Org. Lett.*, published online March 27, <http://dx.doi.org/10.1021/ol0496428>.
- (112) Zhang, W.; Lu, Y.; Chen, C. H.-T. *Mol. Diversity* **2003**, *7*, 199.
- (113) Filippov, D. V.; van Zoelen, D. J.; Oldfield, S. P.; van der Marel, G. A.; Overkleef, H. S.; Drijfhout, J. W.; van Boom, J. H. *Tetrahedron Lett.* **2002**, *43*, 7809.
- (114) Palmacci, E. R.; Hewitt, M. C.; Seeberger, P. H. *Angew. Chem., Int. Ed.* **2001**, *40*, 4433.
- (115) Miura, T.; Hirose, Y.; Ohmae, M.; Inazu, T. *Org. Lett.* **2001**, *3*, 3947.
- (116) Wipf, P.; Jon, R.; Rover, S. U.S. Patent 06673539.
- (117) Schwinn, D.; Glatz, H.; Bannwarth, W. *Helv. Chim. Acta* **2003**, *86*, 188.
- (118) Matsubara, H.; Yasuda, S.; Ryu, I. *Synlett* **2003**, 247.
- (119) Zhang, W. *Chim. Oggi* **2003**, *21* (3–4), 22.
- (120) Zhang, Q.; Rivkin, A.; Curran, D. P. *J. Am. Chem. Soc.* **2002**, *124*, 5774.
- (121) Curran, D. P.; Amatore, M.; Campbell, M.; Go, E.; Guthrie, D.; Luo, Z. *J. Org. Chem.* **2003**, *68*, 4643.
- (122) Zhang, Q.; Lu, H.; Richard, C.; Curran, D. P. *J. Am. Chem. Soc.* **2004**, *126*, 36.

CR030600R